



NRA Police Pistol Combat Rule Book

2023 Amendments



On January 7, 2023, the NRA Board of Directors approved the Law Enforcement Assistance Committees request to amend the NRA Police Pistol Combat Rule Book. These amendments have been incorporated into this web based printable PPC Rule Book.

The 2023 amendments are as follows:

Amendment 1: Weapon Mounted Lights

This new Rule allows Stock Service Semi-Automatic Pistols, Production Pistols, Distinguished Production Pistols, and Production Duty Optic Pistols to be equipped with law enforcement model Weapon Mounted Lights that are commonly issued, or allowed by agencies for use by their officers and deputies.

3.22 Weapon Mounted Lights:

1. Must be specifically made to fit the make and model of handgun it is mounted to.
2. No alteration to the pistol can be made for mounting with the exception of factory Takedown Levers which can be replaced with a Weapon Mounted Light Takedown Lever if required for mounting.
3. The light can be used during firing but can only be activated when sights are on target.
4. If a laser sight is incorporated in the Weapon Mounted Light unit, its use is prohibited.
5. Batteries cannot be replaced with weights, or any other item or material.

In addition, the Firearm Specification Matrix, the text for Rule Sections 3.7, 3.10, and 3.10.1, and the Index were updated to show the allowance.

Amendment 2: Slide & Grip Enhancement Decals & Wraps

This new Rule updates the Police Pistol Combat Rules concerning the prohibition of using grip tape, electrical tape, skate board tape, and other such handmade grip enhancements, or any other substance that results in a sticky surface to the grip, stock, or hand.

The above products remain prohibited but the new Rule allows the use of commercially manufactured custom cut, self-stick, make and model specific Slide & Grip Enhancement Decals & Wraps available from such companies as Hogue, Talon Grips, Foxx Grips, HandleitGrips, Decal Grip, Tractiogrrips, and Sand-Paper-Pistol-Grips. The new Rule allows approved Slide & Grip Enhancement Decals & Wraps on Stock Service Revolvers, Stock Service Semi-Automatic Pistols, Off Duty Revolvers, Off Duty Semi-Automatic Pistols, Production Pistols, Distinguished Production Pistols, and Production Duty Optic Pistols.

3.23 Slide & Grip Enhancement Decals & Wraps:

1. Must be commercially manufactured.
2. Be suitable for law enforcement duty or off duty use.
2. Be self-adhesive.
3. Be marketed specifically for pistol slide/grip enhancement.
4. Be custom cut or molded by the manufacturer for the make and model of handgun being used.
5. Cannot interfere with, or override, any safety feature or holster retention.
6. Prohibited: Use of user adapted grip enhancing sheet products, sports, grip, electrical, skate board, medical, or other such tape, or any abrasive, sticky, or cushioning substance applied with adhesive, heat, or by other means.

In addition, the Firearm Specification matrix and listings for Rule Sections 3.6, 3.7, 3.8, 3.9, 3.10, and 3.10.1, and the Index were updated to show the allowance.

All prior Printed and Electronic Editions of the NRA Police Pistol Combat Rule Book are obsolete and are not to be used.

You can order a printed spiral bound copy of the of the 2023 Police Pistol Combat Rule Book by contacting NRA Law Enforcement Competitions at LEcompetitions@nrahq.org.

NRA POLICE PISTOL COMBAT RULES



**Official Rules and Regulations
to govern the conduct of
NRA
Police Pistol Combat Competition.**

The intent of police competition is to provide Law Enforcement Officers a competitive program which will improve the officer's skills and competence as a law enforcement professional.

**NATIONAL RIFLE ASSOCIATION
OF AMERICA
11250 Waples Mill Road
Fairfax, Virginia 22030**



Effective January 7, 2023

©2023, The National Rifle Association of America

Safety is Everyone's Responsibility

- ❑ **Treat all firearms as loaded at all times.**
- ❑ **Muzzle Discipline: Always keep your muzzle in the safest direction and never intentionally cross anything you are not prepared to shoot.**
- ❑ **Trigger Finger: Always keep your trigger finger straight on the frame of the gun unless the muzzle is pointed at something you are prepared to shoot.**
- ❑ **Be sure of your Target, Surroundings, and Beyond.**



**For information about this Rule Book
or the NRA Police Pistol Combat
Program please contact the NRA Law
Enforcement Competitions Department
at 703.267.1632 or by e-mail at
LECompetitions@NRAHQ.org.**

Table of Contents

	<i>Page</i>
Section 1	
<i>Type of Competition</i>	1-1
Section 2	
<i>Eligibility of Competitors</i>	2-1
Section 3	
<i>Equipment & Ammunition</i>	3-1
Section 4	
<i>Targets</i>	4-1
Section 5	
<i>Positions</i>	5-1
Section 6	
<i>Range Standards</i>	6-1
Section 7	
<i>Courses of Fire</i>	7-1
Section 8	
<i>Time Limits</i>	8-1
Section 9	
<i>Competition Regulations & Range Operations</i>	9-1
Section 10	
<i>Range Control & Commands</i>	10-1
Section 11	
<i>Tournament Officials</i>	11-1
Section 12	
<i>Team Officers' Duties & Position</i>	12-1
Section 13	
<i>Physically Disabled Shooters</i>	13-1
Section 14	
<i>Scoring & Marking</i>	14-1
Section 15	
<i>Decision of Ties</i>	15-1
Section 16	
<i>Challenges & Protests</i>	16-1
Section 17	
<i>National Records</i>	17-1
Section 18	
<i>Competitor's Duties & Responsibilities</i>	18-1
Section 19	
<i>Police Pistol Combat Classification</i>	19-1
Section 20	
<i>NRA Official Referee</i>	20-1
Appendix Section A	
<i>Regulations Governing Sanction Tournaments</i> ...	A-1
Appendix Section B	
<i>NRA Police Distinguished Program</i>	B-1
Appendix Section C	
<i>Police Pistol Combat Special Programs</i>	C-1
Appendix Section D	
<i>National Police Shooting Championships</i>	
<i>Shotgun Match</i>	D-1

SECTION 1

TYPE OF COMPETITION

- 1.1 NRA Competition:** Competition that must be authorized in advance of firing by the National Rifle Association. The program, range facilities and officials must comply with standards established by the NRA.
- 1.2 Sanctioned Tournament:** A series of matches covered by an Official program. Such matches may be all individual matches, all team matches, or a combination of both, which must be conducted by an NRA Affiliated club or organization. They may be all fired matches or a combination of fired and aggregate matches. A tournament may be conducted on one day, or successive days, or may provide for intervening days between portions of the tournament, such as tournaments programmed to be conducted over more than one weekend.
- 1.3 Authorization:** Before being publicized in programs or otherwise, the sponsoring organization of each type of competition mentioned in Rule 1.7 shall have agreed to comply with the current regulations for such competition and shall have received notice from the NRA that the competition applied for has been authorized.
- 1.4 Rules:** The local sponsor of each type of competition must agree to conduct the authorized competition according to NRA Rules, except as these Rules have been modified by the NRA in the General Regulations for that type of competition.
- 1.5 General Regulations:** The local sponsor of each type of competition must agree to comply with the General Regulations published by the NRA for the competition concerned. See Appendix in the back of this Rule Book.
- 1.6 Refusal or Withdrawal of NRA Authorization:** The NRA may refuse to authorize or may withdraw its authorization for any competition which cannot, or does not, comply with the requirements for that competition.
- 1.7 Types of Tournaments:** The types of tournaments listed below are those that are sanctioned by NRA in its Competitive shooting program.
 - 1. National Championships:** Sponsored by the NRA. These tournaments will be Registered.

2. **Regional Championships:** Arranged between the NRA and a local sponsoring organization. These tournaments will be Registered.
3. **State Championships:** Annual tournaments conducted by affiliated police departments or clubs with the NRA. These tournaments will be Registered.
4. **Registered Tournaments:** May be authorized by the NRA after application has been filed by the local sponsoring organization. National Records may only be established in Registered Tournaments. Registered Tournaments must have turning targets
5. **Approved Tournaments:** May be authorized by the NRA after application has been filed by the local sponsoring organization. Approved Tournaments may use stationary targets. An audible device will be used to initiate firing intervals and timing may be monitored by stopwatch, shot-timer, or other timing device.
6. **Sanctioned Leagues:** Shoulder-to-shoulder or Postal. May be authorized by the NRA after application has been filed by the local sponsoring organization. Sanctioned League scores are used for Classification.

1.8 Types of Matches:

1. **Police Pistol Combat Match:** Any match fired with revolvers or semi-automatic pistols as defined in Section 3-when specified in the Tournament Program. A match may consist of one or more stages.
2. **Stage:** A portion of a match that consists of one or more strings.
3. **Classified Match:** A match in which awards are given to the winners and the highest competitors in several specified classes such as High Masters, Masters, Experts, Sharpshooters, Marksmen, Classified and Unclassified. The Classification of competitors may be accomplished by the National Classification System (Sec. 19) or by other means. The program for Classified Matches must specify the groups or Classes in which awards will be made.
4. **Invitational Match:** A match in which participation is limited to those who have been invited to compete.
5. **Squadded Individual Match:** A match in which each competitor is assigned a definite relay and target by the Statistical Office.

Failure to report on the proper relay or firing point may forfeit the right to fire. All entries must be made before firing commences in that match, except when otherwise stated in the tournament program.

6. **Unsquadded Individual Match:** A match in which the competitor is not assigned a definite relay or target by the Statistical Office. The competitor reports to the Range Officer within the time limits specified in the program and is then assigned to a target and a relay in which to fire.
7. **Re-Entry Match:** A match in which the competitor is permitted to fire more than one score for record, one or more of the highest scores being considered to determine the relative rank of competitors. The number of scores that may be fired, and the number of high scores to be considered in deciding the relative rank of competitors must be specified in the program. Scores fired in these matches shall not be used for Classification purposes.
8. **Squadded Team Match:** A match in which the teams are assigned a definite time to fire. Teams may be assigned one or more adjacent targets. All entries must be made before firing commences in that match. The entire team must report and fire as a unit.
9. **Unsquadded Team Match:** A match in which the teams may report at the firing line at any time within the limits specified in the program, targets being assigned by the Range Officer. The entire team must report and fire as a unit, unless the program provides otherwise.
10. **Aggregate Match:** An aggregate of the scores from two or more matches. This may be an aggregate of match stages, individual matches, team matches, or any combination, provided the tournament program clearly states the matches that will comprise the aggregate. Entries in aggregate matches must be made before the competitor commences firing in any of the matches making up the aggregate match.

1.9 Public Affairs: All tournament sponsors are urged to give special consideration to the needs of news media personnel in order to achieve maximum publicity for the competition. Public news media personnel representing print and/or broadcast should be given every consideration and cooperation in keeping with the proper conduct of the competition.

SECTION 2

ELIGIBILITY OF COMPETITORS

2.1 Eligibility of Competitors -The conditions of a match shall prescribe the eligibility of competitors, teams or individuals. Any limitation of eligibility to compete must be stated in the Tournament Program. It is the intent and the spirit of these Rules for both individual and team entry that "full time" be interpreted as the primary occupation. Individuals with a questionable category or teams with a questionable proposed team composition must establish eligibility with NRA Law Enforcement Competitions.

INDIVIDUALS

2.2 National Rifle Association Membership - NRA membership is not required to participate in Police Pistol Combat Tournaments.

2.3 Non U.S. Law Enforcement: Non US Law Enforcement officers may compete in any NRA Sanctioned Tournament, unless further restrictions are imposed by conditions stated in the Tournament Program.

2.4 Police Eligibility Requirements

1. Regular full time law enforcement officers of a regularly constituted law enforcement agency of a municipal, county, state or federal government. Full time salaried Transit Police; Penal Institution Guards; Industrial Police; including Bank Guards, and Armored and Express Company Guards. Full time Police Firearms Instructors in Law Enforcement or Police Academies are eligible to compete in the respective police category. Official current identification from the agency employing a civilian full-time police firearms instructor will be required.
2. Persons employed as Industrial Police by private industry on a part-time basis, or where such employment is not the sole occupation of such person, may not compete in NRA Police Pistol Combat tournaments.
3. Officers of a regularly organized Reserve or Auxiliary named in 2.4.1 provided that when on duty they are required to perform the same law enforcement functions and/or duties as the Agency to which they are in reserve and are authorized to be armed by the appointing authority.

4. Federal Flight Deck Officers who hold valid certifications.
5. Officers who qualify under subsections 1,2 & 3 of this section upon retirement and possessing retired credentials, may enter competition covered by these rules.

Such retirees who are employed after retirement in any agency which qualifies for entry in NRA Police Pistol Combat competition may not compete as a retired officer, but may compete as a member of the organization in which they are presently serving.

6. Members of the Armed Forces of the United States, regular or reserve, private detectives, private body guards, honorary police or sheriffs, consultants, or any other persons who are members of a body organized for ceremonial purposes may not compete in NRA Police Pistol Combat Tournaments regardless of the name given to such a body and regardless of the titles given such members.
7. Military Police: Members of the United States military meeting the following criteria shall be eligible to compete in NRA Police Pistol Combat tournaments:
 - a. The competitor must be currently assigned to a duly recognized Military Police unit of any of the armed forces of the United States and must have served continuously with that unit, or a similar unit, for a minimum of one year prior to entry into NRA sanctioned competition.
 - b. The competitor must hold a valid Military Occupation Specialty designation identifying the competitor as a Military Police Officer, Investigator, Correctional Personnel, or the like.
 - c. Eligibility pursuant to this subsection shall apply equally to active duty regulars, reservists, and members of the National Guard.

2.5 Eligibility Authentication: It is the competitor's responsibility to have their Law Enforcement Credentials in their possession when entering and competing in Police Pistol Combat Tournaments.

2.6 Law Enforcement Categories: Listed are suggested categories for NRA sanctioned Police Pistol Combat tournaments. Other categories, such as Conservation Officer, may be used if detailed in the Tournament Program.

1. **Federal:** This category includes all individuals and teams whose salaries are paid from Federal Government funds.
2. **State:** This category includes all individuals and teams whose salaries are paid from State Government funds.
3. **County:** This category includes all individuals and teams whose salaries are paid from County funds.
4. **Municipal:** This category includes all individuals and teams whose salaries are paid from Municipal funds.
5. **Industrial:** This category includes all individuals and teams employed by regularly organized security agencies, railway or industrial police departments, bank guards and armored truck and express company guards.
6. **Military Police:** This category includes all individuals and teams eligible to compete as defined in Section 2.4.7.

TEAMS

- 2.7 Team Representation:** In Tournaments where the program allows two and four officer team entries, a competitor may not fire as a member of both a two and four officer team in that tournament. However, an officer may fire on a two-officer team with a Revolver and a four-officer team with a Semi-Automatic Pistol and vice versa or when the firearm required is different than the first team match. Example: an officer may fire on both a Two Officer Open Class Revolver Team Match and Two Officer Team Service Revolver Team Match but could not compete in both a Two Officer Open Class Semi-Automatic Team Match and Four Officer Open Class Semi-Automatic Team Match.
- 2.8 Law Enforcement Teams:** Members of such teams must be from the same law enforcement agency. They may be regular or reserve. All members must have been in active service for a continuous period of at least 30 days with the same agency immediately preceding the day of competition or retired from the same agency. Teams may consist of any mixture of eligible members.
- 2.9 National Police Shooting Championships State Team Matches:** The Tournament Director of the National Police Shooting Championships may offer two officer Open Class and Duty Gun

SECTION 3

EQUIPMENT AND AMMUNITION

Each competitor is responsible for their firearm and any that may be questionable should be submitted to the Tournament Director, Referee, or Three Member Jury for decision prior to being used. All standard safety features of the pistol must operate properly.

A Quick View Firearm Matrix is located at the back of this Section.

3.1 All Firearms: With respect to Sections 3.2 through 3.10 and in addition to the firearm specific regulations below, the following features are either allowed or prohibited on all handguns used in Police Pistol Combat Tournaments.

Allowed:

1. Sight blackening.
2. Fixed or adjustable sights.
3. Action work to make a crisper and/or smoother trigger pull.
4. Stocks may be modified or changed because of the size of a competitor's hand or to facilitate loading.

Prohibited:

1. Compensators, barrel venting, barrel porting.
2. Internal modifications that would render the firearm less safe than originally designed by the manufacturer.
3. Any external modifications, except those allowed within each rule.
4. The front sight may not extend beyond the muzzle.

Firearm Specifications Waiver:

1. A competitor may file a request for a Firearm Specifications Waiver with NRA Law Enforcement Competitions asking that a firearm be allowed even though it does not meet the required specifications.
2. Firearm Specifications Waivers are only issued in cases where a firearm has to be repaired and original compliant parts are not available, or the firearm had to be slightly altered from its original condition to be operational. No approval will be given if the alteration gives the competitor an unfair advantage.

Examples include:

- a. A pistol was damaged by extreme heat in a fire and the slide is no longer safe to use. A firearm Specifications Waiver could be requested to replace the slide with a duplicate slide, either from the original manufacturer, or other vendor that produces a matching slide.
 - b. The fixed post sight on a revolver or semi-automatic pistol is damaged, loose, or otherwise needs to be replaced. A Firearm Specifications Waiver could be requested to remove the fixed sight, mill a dovetail sight slot, and replace the sight with a sight the same height as the original.
 - c. The red insert of a revolver front sight repeatedly falls out and the competitor requested to remove the insert sight and replace it with a sight the same height.
3. If approved, the requester will be issued a Firearm Specifications Waiver card by NRA Law Enforcement Competitions that must be presented to the appropriate Tournament Official when using the firearm. The card lists the firearm's serial number, the specific changes that have been allowed, what matches it is approved for, and any other necessary information.
 4. The approval of a Firearm Specifications Waiver is not a subject to Protest.

OPEN CLASS DIVISION FIREARMS

3.2 Open Class Revolver: A revolver chambered to fire center-fire cartridges .32 caliber or larger. If the trigger is capable of single action it must be capable of lifting 2.5 pounds when the gun is cocked for single action firing.

While optics are prohibited, Tournament Directors may allow competitors to fire Open Class Revolver Matches using an optic equipped revolver as an Invitational Shooter. Scores from such matches are not submitted to Law Enforcement Competitions, not used for NRA PPC Classifications and these scores cannot be mixed with scores for Sanctioned Matches.

Allowed:

1. Maximum barrel length of 6 inches.
2. Maximum sight radius 8.5 inches.

3. Sight guards may not extend rearward more than 2 inches.
4. External trigger stops.

Prohibited:

1. Grips/Stocks that when measured from side-to-side at the base are greater than 1 $\frac{3}{4}$ inches in thickness (1.75").

3.3 Open Class Semi-Automatic Pistol: Center-fire pistols of .35 caliber or larger. Trigger pull not less than 3.5 pounds single or double action. All double action semi-automatic pistols must fire the first shot of every stage double action except at the 50-yard line.

While optics are prohibited, Tournament Directors may allow competitors to fire Open Class Semi-Automatic Pistol Matches using an optic equipped semi-automatic pistol as an Invitational Shooter. Scores from such matches are not submitted to Law Enforcement Competitions, not used for NRA PPC Classifications and these scores cannot be mixed with score for Sanctioned Matches.

Allowed:

1. Maximum barrel length of 6 inches.
2. Maximum sight radius of 8.5 inches.
3. Sight guards may not extend rearward more than 2 inches.
4. Extended magazine well funnel.
5. Magazine bumper pads.
6. External trigger stops.

3.4 Distinguished Revolver: A factory manufactured (catalog item) revolver capable of chambering and firing .38 Special ammunition. If the trigger is capable of single action it must be capable of lifting 2.5 pounds when gun is cocked for single action firing.

Allowed:

1. Barrel length up to 6 inches.
2. Chamfered cylinders.
3. Any unmodified trigger sold by the manufacturer.

Prohibited:

1. Weighted grips or grip panels.
2. Adjustable front sight.
3. Trigger Shoes.
4. External trigger stops.
5. Trigger modification as to length, width, or grooves.
6. Tape on the stock/grip.
7. Thumb rest.

8. Grips/Stocks that when measured from side-to-side at the base are greater than 1 $\frac{3}{4}$ inches in thickness (1.75”).
9. Any substance that results in a sticky surface to the stock/grip or hand.
10. Revolver capable of chambering more than six (6) rounds.
11. Installation of sights that require alteration of the firearm for installation.

3.5 Distinguished Semi-Automatic Pistol: Factory manufactured (catalog item) center-fire semi-automatic pistol capable of chambering and firing .35 caliber or larger ammunition, or FN 5.7 x 28 caliber ammunition. Trigger pull must not be less than 3.5 pounds single or double action. All double action semi-automatic pistols must fire the first shot of every stage double action except at the 50 yard line.

Allowed:

1. Maximum barrel length of 6 inches.
2. Any accessories, parts, and components which are manufactured to duplicate, in materials and dimensions, the original as offered by the manufacturer.
3. Open sights, from any manufacturer, provided such sights do not require alteration of the firearm for installation.
4. Maximum sight radius of 8.5 inches.
5. Finger groove and slip on grips.
6. Extended magazine well funnel.
7. Magazine bumper pads.
8. Smith & Wesson PPC9 Pistols

Prohibited:

1. Adjustable front sights.
2. Thumb rest.
3. Grips/Stocks that are flared at the base.
4. Tape on the grip/stock.
5. Any substance that results in a sticky surface to the grip/stock or hand.
6. Full-length Bo-Mar type ribs on the slide.
7. Weighted grips or grip panels.
8. External trigger stops.

STOCK DUTY GUN DIVISION FIREARMS

3.6 Stock Service Revolver: A factory manufactured (catalog item) revolver capable of chambering and firing .38 Special ammunition.

Allowed:

1. Barrel length up to 4 inches.
2. The front sight being a ramp or post as sold by the manufacturer of the firearm.
3. Replacement of service type sights with other service type sights, luminescent service sights, or fiber optic service sights, provided such sights do not require alteration of the firearm for installation.
4. Chamfered cylinders.
5. Slide & Grip Enhancement Decals and Wraps, Per Rule 3.23.

Prohibited:

1. Weighted grips or grip panels.
2. Adjustable front sight.
3. Trigger shoes.
4. External trigger stops.
5. Trigger modification as to length, width, or grooves.
6. Tape on the stock/grip.
7. Thumb rest.
8. Any substance that results in a sticky surface to the stock/grip or hand.
9. Grips/Stocks that when measured from side-to-side at the base are greater than $1 \frac{3}{4}$ inches in thickness (1.75").

3.7 Stock Service Semi-Automatic Pistol: Factory manufactured (catalog item), center-fire semi-automatic pistol capable of chambering and firing .35 caliber or larger ammunition, or FN 5.7 x 28 caliber ammunition. All double action semi-automatic pistols must fire the first shot of every stage double action. Trigger pull not less than 3.5 pounds single or double action.

Allowed:

1. Maximum barrel length of 5.5 inches.
2. Any accessories, parts, and components which are manufactured to duplicate, in materials and dimensions, the original as offered by the manufacturer.
3. Replacement of service type sights with other service type sights, luminescent service sights, or fiber optic service sights, provided such sights do not require alteration of the firearm for installation.
4. Maximum sight radius of 7.5 inches.
5. Finger groove and slip on grips.

6. Weapon Mounted Lights, Per Rule 3.22.
7. Slide & Grip Enhancement Decals and Wraps, Per Rule 3.23.
8. Magazine bumper pad.
9. Extended magazine well funnel.

Prohibited:

1. Adjustable front sight.
2. Thumb rest.
3. Grips/stocks that are flared at the base.
4. Tape on the grip/stock.
5. Any substance that results in a sticky surface to the grip/stock or hand.
6. Full-length Bo-mar type ribs on the slide.
7. Weighted grips or grip panels.
8. Trigger shoes.
9. External trigger stops.
10. Smith & Wesson Model PPC9 Pistols.

3.8 Off Duty Revolver: A factory manufactured (catalog item) revolver capable of chambering and firing .38 Special ammunition.

Allowed:

1. Maximum barrel length of 2.75 inches.
2. The front sight being a ramp or post as sold by the manufacturer of the firearm.
3. Replacement of service type sights with other service type sights, luminescent service sights, or fiber optic service sights, provided such sights do not require alteration of the firearm for installation.
4. Chamfered cylinders.
5. Slide & Grip Enhancement Decals and Wraps, Per Rule 3.23.

Prohibited:

1. Weighted grips or grip panels.
2. Adjustable front sight.
3. Trigger shoes.
4. External trigger stops.
5. Trigger modification as to length, width, or grooves.
6. Tape on the stock/grip.
7. Thumb rest.
8. Any substance that results in a sticky surface to the stock or hand.
9. Grips/Stocks that when measured at the base from side-to-side are greater than 1 $\frac{3}{4}$ inches in thickness (1.75").

3.9 Off Duty Semi-Automatic Pistol: A stock factory manufactured (catalog item) center-fire semi-automatic pistol suitable for off duty concealed carry, chambered for and capable of firing .380 caliber ammunition or larger. Trigger weight may not be less than 3.5 pounds single or double

action. All double action semi-automatic pistols must fire the first shot of every match or stage double action.

Allowed:

1. Maximum barrel length of 3.65 inches.
2. Finger groove and slip on grips.
3. Magazine bumper pad.
4. Magazine grip extensions, if when installed add no more than one finger width to the overall length of the magazine when inserted.
5. Extended magazines, if no more than one finger width of the magazine is exposed when the magazine is inserted.
6. Replacement of service type sights with other service type sights, luminescent service sights, or fiber optic service sights, provided such sights do not require alteration of the firearm for installation.
7. Extended magazine well funnel.
8. Slide & Grip Enhancement Decals and Wraps, Per Rule 3.23.

Prohibited:

1. Adjustable front sight.
2. Thumb rest.
3. Tape on the grip/stock
4. Any substance that results in a sticky surface to the grip/stock or hand.
5. Bo-Mar style ribs on the slide.
6. Weighted grips or grip panels.
7. Trigger shoes.
8. External trigger stops.
9. Use of full size compatible magazines.

3.10 Production Pistol & Distinguished Production

Pistol: Pistols for this Division are approved by NRA Law Enforcement Competitions and listed as Approved in Police Pistol Combat Bulletin 14.1 on the Law Enforcement Competitions website. To be considered for approval the pistol must be a mass produced center-fire semi-automatic pistol made for police or military use (at least 1,000 pistols), a stock catalog item that is unmodified from its original factory condition, and have a double, double/single, or striker type action. Double/single actions pistols must have a manual decocking device, or equipped with an automatic decocker that returns the pistol to double action mode when the slide is released. All double/single action and double action pistols must fire the first shot of every stage double action. The pistol must be capable of chambering and firing .35 caliber or larger ammunition, or FN

5.7 x 28 caliber ammunition. Trigger pull not less than 3.5 pounds single or double action. The course of fire for **Production Pistols** is Match 14, the Stock Service Semi-Automatic Pistol course using the shooters Stock Duty Gun Classification. See Section 7 for the course description and Section 19 for Classification information. The course of fire for **Distinguished Production Pistol Matches** is the 60 round NRA National Police Course of Fire found in Section 7.7. See Appendix B for the Distinguished Production Pistol Program.

Allowed:

1. Maximum barrel length of 5 inches.
2. Maximum sight radius of 7.5 inches.
3. Installation of extended magazine releases and slide catches produced by the pistol's manufacturer.
4. Replacement of the factory fixed or adjustable service sights with another service type sight, luminescent service sight, or fiber optic service sight sold by the pistol's manufacturer as a factory catalog replacement part for the pistol, or with a sight on the Production Semi-Automatic Pistol Approved Sight List on the NRA Law Enforcement Competitions website. In no case may the firearm be altered for any sight installation.
5. Finger groove and slip on grips.
6. Magazine bumper pad.
7. Weapon Mounted Lights, Per Rule 3.22.
8. Slide & Grip Enhancement Decals and Wraps, Per Rule 3.23.

Prohibited:

1. Single Action Pistols.
2. Custom or competition model pistols, even if a catalog item or another version of the manufacturer's base stock model.
3. Any external change to the pistol from its original manufactured condition, including grips, extended magazine wells/funnel, trigger stops, trigger shoes, etc.
4. Changing any internal part or component with a non-original factory manufactured part.
5. Tape on the grip/stock.
6. Any substance that results in a sticky surface to the grip/stock or hand.

3.10.1 Production Duty Optic Pistol: Pistols meeting the specifications for Production Pistol in Section 3.10 and are listed as Approved in Police Pistol Combat Bulletin 14.1 may be equipped with an Approved non-magnified optic suitable for duty use. The Duty Optic must be listed as Approved by NRA Law Enforcement Competitions in Police Pistol Combat Bulletin 19.1 on the Law Enforcement Competitions website. See Rule Book Section 19.1 for PPC Classifications.

To be considered for approval, Duty Optics must mount without any modification to the handgun as originally manufactured. Swapping the original slide to an aftermarket slide with optic mount cuts is not allowed since the handgun is no longer as originally manufactured.

After being powered ON, the optic must remain ON for a minimum of 14 hours without any action being required by the shooter to draw and fire. This would cover a typical 12 hour shift plus some extra time. Duty Optics may go into an automatic power saving mode and come to full power automatically when drawn, when motion is detected, when it detects light changes or by other automatic means.

The pistol should have co-witnessed front and rear sights, but the rear sight may be removed to mount the Duty Optic or to use a stock Optic Ready Plate.

3.11 Optical Devices: No optical devices, other than normal glasses worn for corrective eyesight purposes or sunglasses, will be permitted on the range during match firing for use by competitors. Optical devices have also been interpreted to prohibit the use of mechanical iris, eye patch, or eye cover. Only open sights are allowed.

Optical, mirror, telescopic, laser beam, electronically projected dots, computerized sighting-aiming devices etc., are prohibited. Binoculars may be used by team coaches as allowed in Section 12.6.

3.12 Ground Cloth: Ground cloth may be used provided it is not constructed or used in a manner to provide artificial rest or support. Thickness not to exceed $\frac{3}{4}$ of an inch. Any ground cloth that is questionable should be submitted to the Tournament Director, Referee, or Three Member Jury for a decision.

3.13 Gloves: Gloves or similar devices can be used only when approved as provided in Section 13 for Disabled Shooters.

- 3.14 Holster:** A conventional right or left-handed holster must be used. For safety reasons, shoulder, cross draw, or holsters which require releasing by insertion of finger within the trigger guard will not be allowed. Semi-Automatic pistol holsters must completely cover the trigger.
- 3.15 Audible Timing Devices:** Audible timing devices are not allowed.
- 3.16 Release Triggers:** Triggers that function on release are prohibited. Any device programmed to activate the firing mechanism by other than conventional trigger movement is prohibited.
- 3.17 Ammunition:** No high speed or Magnum ammunition will be allowed. Ammunition must be loaded to produce sufficient velocity to pass through the target AND the backer. Shots that do not pass through the target and the backer will be scored as misses.
- 1. Open Class Division Firearms:** Either hand loaded or factory loaded ammunition may be used. Wadcutter ammunition is allowed.
 - 2. Stock Duty Gun Division Firearms and Distinguished Firearms:** Either hand loaded or factory loaded ammunition may be used. No wadcutter ammunition is allowed.
- 3.18 Equipment in General:** All devices or equipment that may facilitate shooting and are not mentioned in these Rules, or are contrary to the spirit of these Rules and Regulations, are forbidden. The Tournament Director, Referee, Three Member Jury Chairman, or Tournament Supervisor shall have the right to examine a competitor's equipment or apparel. The responsibility shall be upon the competitor to submit questionable equipment and apparel for official inspection and approval in sufficient time prior to the beginning of a Tournament so that it will not inconvenience either the competitor or the official.
- 3.19 Eye Protection:** All competitors and other personnel in the immediate vicinity of the firing line are urged to wear shatterproof shooting glasses or similar eye protection.
- 3.20 Ear Protection:** All competitors and other personnel in the immediate vicinity of the firing line are urged to wear earplugs, earmuffs, or similar ear protection. Tournament sponsors or host range rules may require eye and ear protection.

3.21 Electronic Communication Devices: No electronic communication devices are permitted forward of the ready line, including, but not limited to pagers, cell phones, radios, tape recorders and the like, except hearing aids and those devices necessary for range control.

3.22 Weapon Mounted Lights:

6. Must be specifically made to fit the make and model of handgun it is mounted to.
7. No alteration to the pistol can be made for mounting with the exception of factory Takedown Levers which can be replaced with a Weapon Mounted Light Takedown Lever if required for mounting.
8. The light can be used during firing but can only be activated when sights are on target.
9. If a laser sight is incorporated in the Weapon Mounted Light unit, its use is prohibited.
10. Batteries cannot be replaced with weights, or any other item or material.

3.23 Slide & Grip Enhancement Decals & Wraps:

3. Must be commercially manufactured.
4. Be suitable for law enforcement duty or off duty use.
2. Be self-adhesive.
3. Be marketed specifically for pistol slide/grip enhancement.
4. Be custom cut or molded by the manufacturer for the make and model of handgun being used.
5. Cannot interfere with, or override, any safety feature or holster retention.
6. Prohibited: Use of user adapted grip enhancing sheet products, sports, grip, electrical, skate board, medical, or other such tape, or any abrasive, sticky, or cushioning substance applied with adhesive, heat, or by other means.

Quick View Firearm Matrix

APPLIES TO ALL FIREARMS

Rule 3.1

Each competitor is responsible for their firearm and any which may be questionable should be submitted to the Tournament Director, Referee, or 3-Man Jury for decision prior to being used.

All standard safety features of the pistol must operate properly.

With respect to Sections 3.2 through 3.10, and in addition to the firearm specific regulations below, the following features are either Allowed or Prohibited on all firearms.

Action work to make a crisper and/or smoother trigger pull.	Allowed
Fixed or adjustable sights.	Allowed
Sight Blackening.	Allowed
Modification or change of stocks because of the size of a competitor's hand or to facilitate loading.	Allowed
Internal modifications that would render the firearm less safe than originally designed by the manufacturer.	Prohibited
Any external modifications, except those allowed within each rule.	Prohibited
Front sight extending beyond muzzle.	Prohibited
Compensators, barrel venting, or barrel porting.	Prohibited

Ammunition: No high speed or Magnum ammunition will be allowed. Ammunition must be hand loaded or factory loaded to produce sufficient velocity to pass through the target AND the backer. Shots which do not pass through the target and the backer will be scored as misses.



OPEN CLASS DIVISION FIREARMS

OPEN CLASS REVOLVERS

Rule 3.2

In addition to the specifications within Section 3.1, the following specifications apply for Open Class Revolvers.

Firearm / Caliber: A revolver chambered to fire center-fire cartridges .32 caliber or larger

Barrel Length Maximum.	6 Inches
Trigger Pull Minimum: Single Action.	2.5 Pounds
Sight Radius Maximum.	8.5 Inches
Sight Guards which do NOT extend rearward more than 2 inches.	Allowed
External Trigger Stops.	Allowed
Grips/Stocks that when measured from side-to-side at the base are greater than 1 ¾ inches in thickness (1.75').	Prohibited

Caliber / Ammunition: Either hand loaded or factory loaded ammunition may be used. Wadcutter ammunition is allowed.

OPEN CLASS SEMI-AUTOMATIC PISTOLS

Rule 3.3

In addition to the specifications within Section 3.1, the following specifications apply for Open Class Semi-Automatic Pistols.

Firearm / Caliber: Center-fire pistols of .35 caliber or larger. All double action semi-automatic pistols must fire the first shot of every stage double action except at the 50 yard line.

Barrel Length Maximum.	6 Inches
Trigger Pull Minimum Single or Double Action.	3.5 Pounds
Sight Radius Maximum.	8.5 Inches
Sight Guards which do NOT extend rearward more than 2 inches.	Allowed
Extended Magazine Well Funnel.	Allowed
Magazine Bumper Pad.	Allowed
External Trigger Stops.	Allowed

Caliber / Ammunition: Either hand loaded or factory loaded ammunition may be used. Wadcutter ammunition is allowed.

DISTINGUISHED REVOLVERS

Rule 3.4

In addition to the specifications within Section 3.1, the following specifications apply for Distinguished Revolvers.

Firearm / Caliber: A factory manufactured (catalog item) revolver capable of chambering and firing .38 Special ammunition. Revolver may chamber no more than six rounds.

Barrel Length Maximum.	6 Inches
------------------------	----------

Trigger Pull Minimum - Single Action.	2.5 Pounds
---------------------------------------	------------

Installation of any unmodified trigger sold by the manufacturer.	Allowed
--	---------

Chamfered Cylinder.	Allowed
---------------------	---------

Adjustable Front Sight.	Prohibited
-------------------------	------------

Trigger modification as to length, width, or grooves.	Prohibited
---	------------

Trigger Shoe.	Prohibited
---------------	------------

External Trigger Stop.	Prohibited
------------------------	------------

Thumb Rest.	Prohibited
-------------	------------

Grips/Stocks that when measured from side-to-side at the base are greater than 1 ¾ inches in thickness (1.75").	Prohibited
---	------------

Tape on the stock/grip.	Prohibited
-------------------------	------------

Any substance that results in a sticky surface to the grip/stock, or hand.	Prohibited
--	------------

Weighted grip/stock.	Prohibited
----------------------	------------

Installation of sights that require alteration of the firearm for installation.	Prohibited
---	------------

Ammunition: Either hand loaded or factory loaded ammunition. No wadcutter ammunition is allowed.

DISTINGUISHED SEMI-AUTOMATIC PISTOLS Rule 3.5

In addition to the specifications within Section 3.1, the following specifications apply for Distinguished Semi-Automatic Pistols.

Firearm / Caliber: Factory manufactured (catalog item) center-fire semi-automatic pistol capable of chambering and firing .35 caliber or larger ammunition, or FN 5.7 x 28 caliber ammunition. All double action semi-automatic pistols must fire the first shot of every stage double action except at the 50 yard line.

Barrel Length Maximum.	6 Inches
------------------------	----------

Trigger Pull Minimum Single or Double Action.	3.5 Pounds
---	------------

Sight Radius Maximum.	8.5 Inches
-----------------------	------------

Open Sights, from any Manufacturer provided such sights do not require alteration of the firearm for installation.	Allowed
--	---------

Extended Magazine Well Funnel.	Allowed
--------------------------------	---------

Magazine Bumper Pads.	Allowed
-----------------------	---------

Finger Groove and Slip on Grips.	Allowed
----------------------------------	---------

Any accessories, parts, or components which are manufactured to duplicate, in materials and dimensions, the original as offered by the manufacturer of the pistol.	Allowed
--	---------

Smith & Wesson Model PPC9 Pistols.	Allowed
------------------------------------	---------

Adjustable Front Sight.	Prohibited
-------------------------	------------

Full-length Bo-mar type rib on the slide.	Prohibited
---	------------

External Trigger Stops.	Prohibited
-------------------------	------------

Thumb Rest.	Prohibited
-------------	------------

Grips/Stocks that are flared at the base.	Prohibited
---	------------

Tape on the grip/stock.	Prohibited
-------------------------	------------

Any substance that results in a sticky surface to the grip/stock or hand.	Prohibited
---	------------

Weighted grip/stock.	Prohibited
----------------------	------------

Ammunition: Either hand loaded or factory loaded ammunition. No wadcutter ammunition is allowed.

STOCK DUTY GUN DIVISION FIREARMS

STOCK SERVICE REVOLVERS

Rule 3.6

In addition to the specifications within Section 3.1, the following specifications apply for Stock Service Revolvers.

Firearm / Caliber: A factory manufactured (catalog item) revolver with duty sights capable of chambering and firing .38 Special ammunition.

Barrel Length Maximum	4 Inches
-----------------------	----------

Replacement of service type sights with other service type sights, luminescent service sights, or fiber optic service sights provided such sights do not require alteration of the firearm for installation.	Allowed
--	---------

Ramp or post front sight as sold by the manufacturer of the firearm.	Allowed
--	---------

Chamfered Cylinder.	Allowed
---------------------	---------

Slide & Grip Enhancement Decals & Wraps Per Rule 3.23.	Allowed
--	---------

Tape on the stock/grip.	Prohibited
-------------------------	------------

Adjustable Front Sight.	Prohibited
-------------------------	------------

Trigger Modification as to length, width, or grooves.	Prohibited
---	------------

Trigger Shoes.	Prohibited
----------------	------------

External Trigger Stops & Thumb Rest.	Prohibited
--------------------------------------	------------

Grips/Stocks that when measured from side-to-side at the base are greater than 1 ¾ inches in thickness (1.75")	Prohibited
--	------------

Any substance that results in a sticky surface to the grip/stock, or hand.	Prohibited
--	------------

Weighted grip/stock.	Prohibited
----------------------	------------

Ammunition: Either hand loaded or factory loaded ammunition. No wadcutter ammunition is allowed.

STOCK SERVICE SEMI-AUTOMATIC PISTOLS Rule 3.7

In addition to the specifications within Section 3.1, the following specifications apply for Stock Service Semi-Automatic Pistols.

Firearm / Caliber: Factory manufactured (catalog item), center-fire semi-automatic pistol with duty sights capable of chambering and firing .35 caliber or larger ammunition, or FN 5.7 x 28 caliber ammunition. All double action pistols must fire the first shot of every stage double action.

Barrel Length Maximum	5.5 Inches
-----------------------	------------

Trigger Pull Minimum: Single or Double Action	3.5 Pounds
---	------------

Sight Radius Maximum	7.5 Inches
----------------------	------------

Any accessories, parts, or components which are manufactured to duplicate, in materials and dimensions, the original as offered by the manufacturer	Allowed
---	---------

Replacement of service type sights with other service type sights, luminescent service sights, or fiber optic service sights provided such sights do not require alteration of the firearm for installation.	Allowed
--	---------

Magazine bumper pads.	Allowed
-----------------------	---------

Extended magazine well funnel.	Allowed
--------------------------------	---------

Finger groove and slip on grips.	Allowed
----------------------------------	---------

Weapon Mounted Light Per Rule 3.22.	Allowed
-------------------------------------	---------

Slide & Grip Enhancement Decals & Wraps Per Rule 3.23.	Allowed
--	---------

Tape on the grip/stock.	Prohibited
-------------------------	------------

Adjustable Front Sight.	Prohibited
-------------------------	------------

Full-length Bo-mar type rib on the slide.	Prohibited
---	------------

Trigger shoe.	Prohibited
---------------	------------

External Trigger Stops & Thumb Rest.	Prohibited
--------------------------------------	------------

Grips/stocks that are flared at the base.	Prohibited
---	------------

Any substance that results in a sticky surface to the grip/stock or hand.	Prohibited
---	------------

Weighted grip/stock.	Prohibited
----------------------	------------

Smith & Wesson Model PPC9 Pistols.	Prohibited
------------------------------------	------------

Ammunition: Either hand loaded or factory loaded ammunition. No wadcutter ammunition is allowed.

OFF DUTY REVOLVERS**Rule 3.8**

In addition to the specifications within Section 3.1, the following specifications apply for Off Duty Revolvers.

Firearm / Caliber: A factory manufactured (catalog item) revolver capable of chambering and firing .38 Special ammunition.

Barrel Length Maximum.	2.75 Inches
------------------------	-------------

Replacement of service type sights with other service type sights, luminescent service sights, or fiber optic service sights, sights provided such sights do not require alteration of the firearm for installation.	Allowed
--	---------

Ramp or post front sight as sold by the manufacturer of the firearm.	Allowed
--	---------

Chamfered Cylinder.	Allowed
---------------------	---------

Slide & Grip Enhancement Decals & Wraps Per Rule 3.23.	Allowed
--	---------

Tape on the stock/grip.	Prohibited
-------------------------	------------

Adjustable Front Sight.	Prohibited
-------------------------	------------

Trigger modification as to length, width, or grooves.	Prohibited
---	------------

Trigger Shoes.	Prohibited
----------------	------------

External Trigger Stops & Thumb Rest.	Prohibited
--------------------------------------	------------

Grips/Stocks that when measured from side-to-side at the base are greater than 1 ¾ inches in thickness (1.75").	Prohibited
---	------------

Any substance that results in a sticky surface to the grip/stock, or hand.	Prohibited
--	------------

Weighted grip/stock.	Prohibited
----------------------	------------

Ammunition: Either hand loaded or factory loaded ammunition. No wadcutter ammunition is allowed.

OFF DUTY SEMI-AUTOMATIC PISTOLS

Rule 3.9

In addition to the specifications within Section 3.1, the following specifications apply for Off Duty Semi-Automatic Pistols.

Firearm / Caliber: A stock factory manufactured (catalog item) semi-automatic center-fire pistol suitable for off duty concealed carry, chambered for and capable of firing .380 caliber ammunition or larger. All double action pistols must fire the first shot of every match or stage double action.

Barrel Length Maximum.	3.65 Inches
------------------------	-------------

Trigger Pull Minimum: Single or Double Action.	3.5 Pounds
--	------------

Replacement of service type sights with other service type sights, luminescent service sights, or fiber optic service sights, provided such sights do not require alteration of the firearm for installation.	Allowed
---	---------

Magazine bumper pads.	Allowed
-----------------------	---------

Extended magazine well funnel.	Allowed
--------------------------------	---------

Finger groove and slip on grips.	Allowed
----------------------------------	---------

Magazine grip extensions, if when installed, add no more than one finger width to the overall length of the magazine when inserted.	Allowed
---	---------

Extended magazines, if no more than one finger width of the magazine is exposed when the magazine is inserted.	Allowed
--	---------

Slide & Grip Enhancement Decals & Wraps Per Rule 3.23.	Allowed
--	---------

Tape on the grip/stock.	Prohibited
-------------------------	------------

Adjustable Front Sight.	Prohibited
-------------------------	------------

Bo-Mar type ribs on the slide.	Prohibited
--------------------------------	------------

External Trigger Stop & Thumb Rest.	Prohibited
-------------------------------------	------------

Trigger Shoe.	Prohibited
---------------	------------

Any substance that results in a sticky surface to the grip/stock, or hand.	Prohibited
--	------------

Weighted grip/stock.	Prohibited
----------------------	------------

Use of full size compatible magazines.	Prohibited
--	------------

Ammunition: Either hand loaded or factory loaded ammunition. No wadcutter ammunition allowed.

**PRODUCTION PISTOLS and
DISTINGUISHED PRODUCTION PISTOLS**

Rule 3.10

In addition to the specifications within Section 3.1, the following specifications apply for Production Pistols.

Firearm / Caliber: **Approved Pistols for this Division are listed in Police Pistol Combat Bulletin 14.1 on the Law Enforcement Competitions website.** To be considered for approval the pistol must be a mass produced center-fire semi-automatic pistol made for police or military use (at least 1,000 pistols), a stock catalog item that is unmodified from its original factory condition, and have a double, double/single, or striker type action. Double/single actions pistols must have a manual decocking device, or equipped with an automatic decocker that returns the pistol to double action mode when the slide is released. All double/single action and double action pistols must fire the first shot of every stage double action.

Barrel Length Maximum	5 Inches
Single Action Models	Prohibited
Trigger Pull Minimum: Single or Double Action	3.5 Pounds
Sight Radius Maximum	7.5 Inches
Installation of extended magazine releases and slide catches produced by the pistol's manufacturer.	Allowed
Replacement of the factory fixed or adjustable service sights with another service type sight, luminescent service sight, or fiber optic service sight sold by the pistol's manufacturer as a factory catalog replacement part for the pistol, or with an approved sight listed in Police Pistol Combat Bulletin 16.1 on the NRA Law Enforcement Competitions website. In no case may the firearm be altered for any sight installation.	Allowed
Magazine bumper pads.	Allowed
Finger groove and slip on grips.	Allowed
Weapon Mounted Light Per Rule 3.22.	Allowed
Slide & Grip Enhancement Decals & Wraps Per Rule 3.23.	Allowed
Tape on the grip/stock.	Prohibited
Single Action Pistols.	Prohibited

~ Continued on Next Page ~

PRODUCTION PISTOLS and DISTINGUISHED PRODUCTION PISTOLS

Rule 3.10

Custom or competition model Pistols, even if a catalog item or another version of the manufacturer's base stock model.	Prohibited
Any external change to the pistol from its original manufactured condition, including grips, extended magazine wells/funnel, trigger stops, trigger shoes, etc.	Prohibited
Changing any internal part or component with a non-original factory manufactured part.	Prohibited
Any Substance that results in a sticky surface to the grip/stock or hand.	Prohibited
Ammunition: Either hand loaded or factory loaded ammunition. No wadcutter ammunition is allowed.	

PRODUCTION DUTY OPTIC PISTOLS

Rule 3.10.1

In addition to the specifications within Section 3.1, and 3.10, the following specifications apply for Production Duty Optic Pistols.

Firearm / Caliber: Pistols meeting the specifications for Production Pistols in Section 3.10 and are listed as Approved in Police Pistol Combat Bulletin 14.1 may be equipped with an Approved non-magnified optic suitable for duty use.

The Duty Optic must be listed as Approved by NRA Law Enforcement Competitions in Police Pistol Combat Bullet 19.1 on the Law Enforcement Competitions website.

To be considered for approval, Duty Optics must mount without any modification to the handgun as originally manufactured. Swapping the original slide to an aftermarket slide with optic mount cuts is not allowed since the handgun is no longer as originally manufactured.

The pistol should have co-witnessed front and rear sights, but the rear sight may be removed to mount the Duty Optic or to use a Stock Optic Ready Plate.

All Other Specifications are the same as
Production Pistols

SECTION 4

TARGETS

4.1 Official Targets: In NRA Sanctioned competition, only targets printed by NRA Licensed Manufacturers, bearing the Official Competition target seal will be used. Use of an additional aiming mark, or marking is prohibited.

1. The B-27 and B-27E Targets are approved for Police Pistol Combat competition at the standard distances: 7, 15, 25 and 50 yards.
2. The B-27 and B-27E Target scoring rings are the same as the International 25 meter pistol target through the 7 ring with an X ring added for tie breaking. The width of the lines and numbers is from 30 to 35 thousandths of an inch and the height of the numbers is 5/8 of an inch.
3. The B-27A Target is for Approved Tournament competition only. The B-27A target does not meet the line width specifications for official targets. Scoring rings may also be extended beyond the 7 ring to the edge of the silhouette.
4. The B-29 Target is the B-27 Target reduced for shooting the 25 and 50-yard stages at 50 feet. Used in both Registered and Approved Tournaments.
5. The B-34 Target is the B-27 target reduced for shooting the 50-yard stage at 25 yards. Used in both Registered and Approved Tournaments.



NRA B-27 Law
Enforcement
Target


SECTION 5

POSITIONS

- 5.1 Positions:** The positions for use in a match shall be stated in the program under conditions of the match and shall be in accordance with the definitions of positions prescribed in this section. *Illustrations all show a right-handed shooter. Left-handed shooting positions are the same as those shown except left hand is the primary hand holding the gun. Either foot may be in the forward position. Position illustrations are only examples. The written Rule is official.*
- 5.2 The Ground:** All references to “the ground” in the following Rules are to be construed as applying to surface of the firing point, floor, shooting mats, platforms as are customarily used on shooting ranges.
- 5.3 Artificial Support:** Any supporting surface, except the ground, not specifically authorized for use in the Rules for the position prescribed. Digging or use of elbow or heel holes at the firing points or the use of depressions that form artificial support for the elbows, arms, or legs is prohibited. Use of artificial support is prohibited except as individually authorized for the physically disabled shooter (see Section 13).
Equipment such as handcuff cases, speed loaders, ammunition pouches, holsters, or any other equipment would be considered “Artificial SUPPORT” when it is positioned in a location so as to provide or give reasonable appearance of providing support.
No clothing may be worn which will, in any manner, give the competitor artificial support. This includes shooting jackets, coats or vests, which have tightening devices intended to stiffen the body or tightening devices to stiffen the arm or lend support to the arm.
Kneepads are prohibited; this includes pants equipped with kneepads or removable kneepads when the pads are installed.
The term artificial support shall not apply to an elastic type strap or band that is worn on the forearm and does not extend over the wrist or elbow joint. This rule recognizes that such a strap or band when required merely allows a competitor to compete up to his normal ability and offers no advantage to a shooter with no physical problems.

5.4 Ready Position: Loaded gun in a conventional right or left-handed holster. Competitor must start in the standing position. Competitor's hands may not touch the gun or holster, before the Commence Firing command has been given.

5.5 Law Enforcement Prone: Body extended on the ground parallel to the line of sight, head toward target. "Roll-over" prone position may be used as long as the body is extended on the ground generally parallel to the line of sight and the position does not interfere with another competitor. The handgun may not touch the ground, but may be supported by one or both hands that may touch the ground, and are extended toward the target. The competitor assumes the Prone position from the Sitting position and the handgun must remain pointing "down range" during the process of changing positions.



5.6 Law Enforcement Sitting: The buttocks must be on the ground with the body facing the target. Hand may be extended to rear for support; elbow may not touch the ground. Back cannot rest on the ground and one or both knees may be raised. Arm or arms, hand or hands may be supported on or by the knees. The gun may be held by one or both hands, but may not be supported or steadied by either foot.



5.7 Law Enforcement Kneeling:

1. Kneeling on one knee, the other extended toward the target. Buttocks may be on heel or side of foot but cannot touch the ground. One arm may be supported on the forward knee. The gun may be held by one or both hands.
2. Kneeling on both knees, the buttocks clear of the ground but may rest on heels. The gun may be held by one or both hands and one or both arms are to be extended without other support.
3. Kneeling with cover and support. No part of the shooter's body may extend past the limit line or fault line, which is either real or imaginary, in the following matches: Stock Service Revolver, Stock Service Semi-Automatic Pistol, Off Duty Revolver and Off Duty Semi-Automatic Pistol.





Additional Police Kneeling Examples



Kneeling With Cover & Support Examples

5.8 Law Enforcement Standing With Support:

Standing behind a barricade. Both feet must be behind the limit line or fault line, which is either real or imaginary, extending from the firing line to the rear of the exposed or shooting side of the barricade. No part of the gun may touch the barricade. Left hand barricade firing: gun must be held with the left hand and only the left trigger finger may be in the trigger guard. Right hand barricade firing: gun must be held with the right hand and only the right trigger finger may be in the trigger guard. The shooting hand or gun may be supported by the other hand. The test will be: if the support hand is removed, the gun can still be fired. Left hand barricade firing must be fired before right hand barricade firing.





5.9 Law Enforcement Standing Without Support:

Standing with bent or straight legs, gun held by one or both hands. All portions of the shooter's clothing, body and gun clear of artificial support.



5.10 Position Firing Order / Penalties: The approved Courses of Fire for each Match are listed in Section 7. Shooters must fire the positions in the Match in the order listed, for example: Match 2 requires 6 shots fired kneeling; 6 shots fired standing left hand with support from behind barricade, and 6 shots fired standing right hand with support from behind barricade at the 25 yard line. Should a shooter begin in the incorrect position, or get out of order in the positions during a Match or Stage of a Match, the Tournament Official or Referee will issue an Official Warning to the shooter. If additional position violations occur after the warning during the same Tournament the shooter will have 60 points deducted from their final target score for the Match where the positions were fired out of order. This applies for all Individual and Team Matches.

Illustrations are only examples. The written Rule is official.

SECTION 6

RANGE STANDARDS

- 6.1 Firing Line:** The firing line is immediately in front of the several firing points. All ranges are measured from this firing line to the face of the targets when targets are hung in their proper firing position in front of the backstop.
- 6.2 Firing Point:** That part of the range provided for the competitor immediately to the rear of the firing line from which firing takes place. Each firing point should be numbered to indicate the assigned target. It is recommended that each firing point has a minimum width of 8 feet.
- 6.3 Shelter:** The firing point of outdoor ranges may be covered and enclosed on 3 sides, open toward the targets. There must be ample room for Range Officers and witnesses to move freely in the rear of the shooters. This does not preclude the construction of ranges within areas surrounded or partially surrounded by safety walls.
- 6.4 Police Pistol Combat Firing Distances are:**
- | | | |
|---------|----------|----------|
| 50 Feet | 7 Yards | 15 Yards |
| 3 Yards | 25 Yards | 50 Yards |
- 6.5 Illumination:** Artificial illumination of ranges is authorized.
- 6.6 Target Numbers:** Competitors must be able to identify their assigned target under ordinary light conditions. Targets must be numbered so that competitors can identify their assigned target. Target numbers may be on the target frame, target carrier, or mounted above, below, or to the side of the target. Target numbers will be fixed in position so as to remain visible when the targets are exposed and when concealed.
- 6.7 Types of Target Frames:**
- 1. Approved Tournaments:** Fixed or Turning Targets may be used.
 - 2. Registered Tournaments:** Turning Targets are required. Should a turning target system become partially or fully disabled during a tournament and the system cannot be made operational within a reasonable period of time the Tournament Director may either reschedule the Tournament or the Matches within the Tournament that have not been fired, or continue the tournament using all targets in the non-turning mode. If the Tournament Director decides to continue the tournament;

- a. The Tournament Director must assign individuals as Time Compliance Officers to specifically monitor for early or late shots. There must be a minimum of one Time Compliance Officer for every 10 competitors firing on the line.
If the Time Compliance Range Officer determines that early or late shots were fired, the number of shots fired early or late will be marked in the scoring box on the competitor's target and scored as misses, following Section 14.8.
- b. If the provisions of this section are complied with, the fact that one competitor fired when the turning target system was operational and other competitors fired when they were not, is not grounds for a Challenge, Protest, or refire.
- c. The Tournament Director will notify NRA Law Enforcement Competitions that during the Tournament the turning target system failed, of the specific matches/relays where turning targets were not used, and the competitor scores that were fired with targets in non-turning mode.
- d. Distinguished Matches may be fired with scores eligible for Distinguished Points only if ALL requirements of this section are complied with.
- e. No National Records may be set or matched, if a turning target system becomes disabled after one or more relays have already fired, scores fired while the turning targets were operational will stand and are eligible for National Record status.

SECTION 7

COURSES OF FIRE

7.1 Approved Courses of Fire: The courses of fire in this Section are most commonly found in NRA Sanctioned Police Pistol Combat competition and are fired on Official NRA targets described in Section 4.

The courses are numbered following the match numbering system used at the National Police Shooting Championships. Tournament hosts are to use this numbering system in their Tournament Programs and announcements so competitors can easily refer to the courses in this section.

Other courses of fire, other time limits, or the use of other targets, may be scheduled by tournament sponsors provided the conditions are clearly stated in the program.

7.2 Start Position: Stages start with shooter in Ready Position. The signal to commence firing will be given orally, audible device, or by having targets turn. When double action is specified, single action semi-automatic pistols may be used. Semi- Automatic pistols capable of double action must fire the first shot double action except at the 50 yard line.

COURSE OF FIRE INDEX

Open Class Division Firearms			
Section	Match	Firearm	Rounds
7.3	1	Open Class Revolver	24
7.4	2	Open Class Revolver	18
7.5	3	Open Class Revolver	24
7.6	4	Open Class Revolver	24
7.7	5	Open Class Revolver	60
7.8	6	Open Class Revolver	Unfired
7.3	8	Open Class Semi-Automatic Pistol	24
7.4	9	Open Class Semi-Automatic Pistol	18
7.5	10	Open Class Semi-Automatic Pistol	24
7.6	11	Open Class Semi-Automatic Pistol	24
7.7	12	Open Class Semi-Automatic Pistol	60
7.8	13	Open Class Semi-Automatic Pistol	Unfired
7.7	17	Distinguished Revolver	60
7.7	18	Distinguished Semi-Automatic Pistol	60
7.7	24	Distinguished Production Pistol	60

Stock Duty Gun Division Firearms			
7.9	14	Stock Service Semi-Automatic Pistol Production Pistol Production Duty Optic Pistol	48
7.9	7	Stock Service Revolver	48
7.9	15	Off Duty Revolver	48
7.9	15	Off Duty Semi-Automatic Pistol	48

- 7.3 Match 1 - Open Class Revolvers & Match 8** for Open Class Semi-Automatic Pistols: Two stages of 12 shots each fired double action standing without support. First stage fired at 7 yards and second stage fired at 15 yards. Time limit is 20 seconds per stage including time to reload.
- 7.4 Match 2 - Open Class Revolvers & Match 9** for Open Class Semi-Automatic Pistols: At 25 yards, 6 shots kneeling; 6 shots standing left hand with support from behind barricade, 6 shots standing right hand with support from behind barricade, all fired double action. Time limit 90 seconds, including time to reload.
- 7.5 Match 3 - Open Class Revolvers & Match 10** for Open Class Semi-Automatic Pistols: At 50 yards, 6 shots sitting; 6 shots prone; 6 shots standing left hand with support from behind barricade; 6 shots standing right hand with support from behind barricade, all shots may be fired single or double action. Time limit 2 minutes and 45 seconds including time to reload.
- 7.6 Match 4 - Open Class Revolvers & Match 11** for Open Class Semi-Automatic Pistols: Two stages of 12 shots each fired double action, standing without support at 25 yards. Time limit 35 seconds for each 12-shot stage including time to reload.
- 7.7 Match 5 - The NRA National Police Course.** Used for Open Class Revolvers, Match 12 for Open Class Semi-Automatic Pistols, Distinguished Revolver Match 17, Match 18 for Distinguished Semi-Automatic Pistols, Match 24 for Distinguished Production Pistols and is used for Two and Four Officer Team Matches using Open Class Revolvers, or Semi-Automatic Pistols. This match is an aggregate of the following stages.
- Stage 1: 7 yards, 12 shots double action standing without support. Time limit 20 seconds including time to reload.
- Stage 2: 25 yards, 6 shots kneeling; 6 shots standing left hand with support from behind barricade, 6 shots standing right hand with support from behind barricade, all fired double action. Time limit 90 seconds, including time to reload.
- Stage 3: 50 yards, 6 shots sitting; 6 shots prone; 6 shots standing left hand with support

from behind barricade; 6 shots standing right hand with support from behind barricade, all shots may be fired single or double action. Time limit 2 minutes and 45 seconds including time to reload.

Stage 4: 25 yards, 6 shots double action standing without support. Time limit 12 seconds.

7.8 Match 6 - Open Class Revolvers & Match 13 for Open Class Semi-Automatic Pistols: Non Fired Aggregate of 150 Rounds. Also called the Open Class 1500, an unfired match composed of the aggregate scores from the above listed courses of fire with a total possible score of 1500 points.

7.9 Match 7 - Stock Service Revolvers & Match 14 for Stock Service Semi-Automatic Pistols, Production Pistols and Production Duty Optic Pistols: This course of fire is designed specifically for the purpose of encouraging law enforcement officers to participate in competitive shooting using standard issue police duty firearms and so competitors do not incur the additional cost for specialized firearms or equipment. This course is also fired as **Match 15** with the **Off Duty Revolver** or **Off Duty Semi-Automatic Pistol** and **Two and Four Officer Team Matches** using Stock Service Revolvers, or Stock Service Semi-Automatic Pistols. This match is an aggregate of the following stages.

Stage 1: 3 yards, double action - 6 shots one hand standing without support, 8 seconds.

Stage 2: 7 yards, double action - 12 shots, one or two hands standing without support position. Twenty seconds, includes reloading for second 6 shot string.

Stage 3: 15 yards, double action - 12 shots, one or two hands standing without support. Twenty seconds, includes reloading for second 6 shot string.

Stage 4: 25 yards, double action - 18 shots, one or two hands; 6 shots kneeling, from behind the barricade for cover and support; 6 shots standing left hand from behind the barricade; and 6 shots standing right hand from behind the barricade. Ninety seconds, includes reloading for subsequent 6 shot strings.

7.10 NRA National Police Course B: Not used for National Records. This match is an aggregate of the following stages.

- Stage 1: 7 yards, 12 shots double action standing without support. Time limit 20 seconds including time to reload.
- Stage 2: 15 yards, 6 shots double action standing without support. Time limit 12 seconds.
- Stage 3: 25 yards, 6 shots kneeling; 6 shots standing left hand with support from behind barricade, 6 shots standing right hand with support from behind barricade, all fired double action. Time limit 90 seconds, including time to reload.
- Stage 4: 25 yards, 6 shots double action standing without support. Time limit 12 seconds.
- Stage 5: 50 yards, 6 shots prone; 6 shots standing left hand with support from behind barricade; 6 shots standing right hand with support from behind barricade, all shots may be fired single or double action. Time limit 2 minutes including time to reload.

7.11 NRA Modified Police Course: This match is an aggregate of the following stages.

- Stage 1: 7 yards, 12 shots double action standing without support. Time limit 20 seconds including time to reload. Fired on the B-27 target.
- Stage 2: 25 yards, 6 shots kneeling; 6 shots standing left hand with support from behind barricade, 6 shots standing right hand with support from behind barricade, all fired double action. Time limit 90 seconds, including time to reload. Fired on the B-27 target.
- Stage 3: 25 yards, 6 shots double action standing without support. Time limit 12 seconds. Fired on the B-27 target.
- Stage 4: 25 yards, 6 shots sitting; 6 shots prone; 6 shots standing left hand with support from behind barricade; 6 shots standing right hand with support from behind barricade, all shots may be fired single or double action. Time limit 2 minutes and 45 seconds including time to reload. Fired on the B-34 target.

7.12 NRA 50 Foot Indoor Police Course: This match is an aggregate of the following stages.

- Stage 1: 7 yards, 12 shots double action standing without support. Time limit 20

seconds including time to reload. Fired on the B-27 target.

Stage 2: 50 feet, 6 shots kneeling; 6 shots standing left hand with support from behind barricade, 6 shots standing right hand with support from behind barricade, all fired double action. Time limit 90 seconds, including time to reload. Fired on the B-29 target.

Stage 3: 50 feet, 6 shots double action standing without support. Time limit 12 seconds. Fired on the B-29 target.

Stage 4: 50 feet, 6 shots sitting; 6 shots prone; 6 shots standing left hand with support from behind barricade; 6 shots standing right hand with support from behind barricade, all shots may be fired single or double action. Time limit 2 minutes and 45 seconds including time to reload. Fired on the B-29 target.

SECTION 8

TIME LIMITS

- 8.1 Computing Time:** When turning targets are used in Police Pistol Combat competition, time begins from the time the target starts to move to face the shooter until it starts to move to edge position. The signal to commence firing may be given orally, audible device, or by having the targets turn.
- 8.2 Team Time:** Same as for individual matches.

SECTION 9

COMPETITION REGULATIONS AND RANGE OPERATION

9.1 Disabled Handgun: A Disabled Handgun is one that cannot be safely aimed or fired, has suffered damage so that it cannot be fired or will not function properly, or has suffered the loss of a sight or visible damage to the sight or sights. The fact that the sights are improperly adjusted does not constitute disablement.

1. A competitor who claims that a handgun is disabled must notify a match official immediately. All shots fired up to the time that the claim is made stand as the official score and no refire allowed for the course of fire in which the handgun became disabled. See Section 9.3.
2. A handgun once declared disabled by the Chief Range Officer shall not again be used in competitive firing until the defect has been corrected, and until it has been ruled as safe by the Chief Range Officer.
3. No competitor will be allowed to refire because of a disabled handgun, defective cartridge, or other malfunction.

9.2 Defective Cartridge: Is one that is unsafe to fire by reason of improper loading or structural deficiencies, that fails to fire when the primer is indented by the firing pin, or from which the bullet has not left the barrel. No claim for defective cartridge will be allowed.

9.3 Changing Handguns: After a competitor's firearm has been declared disabled by the Chief Range Officer they may change handguns and fire the remaining tournament courses as follows:

Refer to Section 7 for Course of Fire Descriptions

1. For courses of fire that consist of multiple stages: After receiving permission from the Chief Range Officer to change handguns, the competitor will be allowed to fire the remaining unfired stages in the course of fire.
Example: A competitor is firing Match, 5 the National Police Course of fire, which consists of 4 Stages of fire. When firing Stage 1, the competitor fired six rounds, reloaded, fired two rounds and the handgun became disabled. Stage 1 is scored as is and recorded. With permission, the competitor changes handguns and is allowed to fire Stages 2 through 4 and complete the Match 5 Course of Fire.

2. For Courses of Fire without Stages: In courses of fire with no separate stages, the course will be scored as fired. After receiving permission from the Chief Range Officer to change handguns, the competitor is then eligible to fire in any remaining Courses of Fire in the tournament.


Example: A competitor is firing Match 2. This course of fire has no separate stages. The competitor fired 6 rounds kneeling, reloaded, fired three rounds standing left hand supported barricade, and the handgun became disabled. Match 2 is scored as is and recorded. The competitor, with permission from the Chief Range Officer, is allowed to change handguns and fire and remaining courses of fire, such as Match 3, after changing handguns.

9.4 Sighting Shots: Sighting shots are not allowed as a part of the course of fire.

9.5 Weighing Triggers: Triggers may be weighed with official NRA trigger test weights, at the discretion of the Tournament Director, Official Referee, Three Member Jury or Tournament Supervisor; except triggers of revolvers and semi-automatic pistols used in establishing national records shall be weighed by a Tournament Official immediately after the firing of such record score and must meet the specifications of Section 3 for the firearm prescribed. Failure of the trigger to meet the trigger pull specifications shall disqualify the competitor in matches previously fired.

Firearm must be unloaded while trigger is being weighed.

While trigger pull is being weighed, the firearm shall be held with the barrel perpendicular to the horizontal surface on which test weight is supported. The rod or hook of test weight shall rest on lowest point of the curve in curved triggers and approximately midpoint on straight triggers. To pass the weight test, a weight of the correct number of pounds shall be lifted by the gun's trigger while all safety devices are in firing position from the horizontal surface on which it is resting, until the weight hangs free and without releasing the trigger. Competitors will be permitted to adjust triggers that have failed to pass the weight test provided they do not create any delay. Failure of trigger to pass the weight test is the competitor's responsibility.



9.6 Competitors' Position: Competitors will take their position at their numbered firing point in such a manner so as not to interfere with competitors on either side. No portion of the shooter's body may rest upon or touch the ground forward of the firing line.

9.7 Coaching Prohibited in Individual Matches: Coaching is prohibited in all individual matches. As used herein, the term "coaching" shall include, but not be limited to, any form of signaling or communication from or between persons behind the ready line to or with a competitor forward of the ready line at any time after firing has begun and before the competitor returns to a position behind the ready line.

9.8 Matches Not Complete: When a match is not completed by all competitors in accordance with the tournament schedule, the match may be rescheduled or canceled. Any stage that has been completed by all competitors will not be refired. Only scores of a match that has been completed will be included in an aggregate event or for National Record purposes, and a match is not completed unless all competitors have fired.

9.9 Interference: With the exception of competitors actually firing and such range personnel as may be necessary, the firing points and line will be kept clear at all times. Competitors will not be permitted to interfere with the handling of targets by range personnel.

9.10 Refiring: No refires will be allowed for defective guns or ammunition or for other malfunctions of

the shooter's equipment. A competitor may clear jams or malfunctions and replace the necessary cartridge(s) that have misfired or have been dropped, provided all safety requirements are met. Completing a string of fire in this manner will not constitute a refire. No additional time will be allowed. A loaded magazine can be substituted for the dropped cartridge(s) or in case of a misfire or malfunction.

1. **Firing Interruption:** When the firing of a string is interrupted by some occurrence that renders it impossible for one or more competitors to complete the string under the conditions of the match, the Chief Range Officer will proceed as follows: Without being permitted to examine their targets, competitors in the relay who have been so prevented from completing their strings will be asked if they wish to refire or accept their score as fired. Targets will then be scored in the usual manner for all competitors except those who have elected to refire. Without being scored or otherwise examined, the targets of such competitors who have elected to refire will be pasted or replaced with new targets and a complete string will be fired and scored. Reasons authorizing this procedure are:
 - a. Failure to allow full time,
 - b. Failure of targets to operate properly or uniformly,
 - c. Failure of the target to remain in position on the frame or carrier,
 - d. Damage to the target rendering proper aiming or scoring impossible,
 - e. The appearance of some object in the line of fire constituting a hazard,
 - f. Some incident involving a Range Officer or competitor on the firing line,
 - g. Unintended moving of the target.
2. **Faulty Target Operation:** If due to faulty target operation or error, one or more competitors are allowed more time to complete the string, the Chief Range Officer will immediately order all such targets to be repaired, pasted or new targets installed, with the fired target(s) not being scored or examined and a complete new string will then be fired by the competitor(s) who were allowed extra time. If in the same relay some targets operate properly in accordance with the legal time limit, such targets will be scored in the usual manner and competitors firing on

those targets will not be required or permitted to refire.

3. **Cross Fires or Excessive Hits:** If more than the required number of hits appear on the target, any shot which can be identified by the bullet hole as having been fired by some competitor, other than the competitor assigned to that target, or as having been fired in a previous string, will be disregarded and will not be scored. If more than the required number of hits then remain on the target see Section 14.13.
4. **Competitor Incident:** In the case of some accident involving a competitor on the firing line, such as being hit by lead or powder residue, that competitor must stop firing immediately. Any shots fired will be counted. The entire stage in which the incident occurred must be refired on the same target. The lowest scoring shots, which constitute the complete string, will determine the competitor's score for that stage.

9.11 Aliases: No competitor may register, enter, or fire in the name of another person, nor may a competitor fire under an assumed name, nor may the competitor be substituted for another in a match.

9.12 Score and Classification Falsification: No competitor will falsify his score, or classification, nor that of any other competitor, nor be an accessory thereto.

9.13 Cross Fires and Excessive Hits: No competitor will deliberately fire on the wrong target nor fire more than the required number of shots, including hits on some other competitor's target and misses.

9.14 Bribery: No person will offer a bribe of any kind to any of the range, statistical personnel or others, nor be an accessory thereto.

9.15 Disorderly Conduct: Disorderly conduct or intoxication is strictly prohibited on the range and anyone guilty of same will be expelled from the range. Expelled competitors will be disqualified from the competition with no return of entry fees.

9.16 Willful Destruction of Range Equipment: No competitor shall cause any range equipment to become damaged through a deliberate act, and any guilty of same will be expelled from the range without a warning. Expelled competitors will be disqualified from the competition with no return of entry fees.

- 9.17 Refusal to Obey:** No person will refuse to obey instructions of the Tournament Director, Official Referee, Three Member Jury, Tournament Supervisor, Range Officer, or any other official of the tournament, if instructions are given in the proper conduct of the office.
- 9.18 Evasion of Rules:** No competitor will evade, attempt to evade, nor be an accessory to the evasion of any of the conditions of a Tournament as prescribed in the Tournament Program or in these Rules. Refusal of a competitor or tournament official to give testimony regarding facts known to the competitor concerning violations or attempted violations of these Rules will constitute being an accessory to the violation or attempted violation.
- 9.19 Disqualification -** The Tournament Director, Official Referee, Three Member Jury or Tournament Supervisor upon proper presentation of evidence, may disqualify any competitor or order his expulsion from the range for violation of Rules, or for other conduct they consider discreditable or unsafe. In the event of a disagreement between Tournament Officials, the Official Referee or Three Member Jury shall prevail with recourse only to the Protest Committee.
- 9.20 Suspension:** Any competitor may be subject to suspension from competition or expulsion from the National Rifle Association if sufficient evidence is presented and ruled upon by the governing body as prescribed in the NRA Bylaws. Any offense committed by a competitor requiring action under this rule shall be sent to the NRA Protest Committee. The complaint shall be in writing, notarized and signed by the complainant.
- 9.21 Unsafe and Incompetent Handling of Firearms:** Unsafe or incompetent handling of any firearm during any match or tournament will not be tolerated and may result in disqualification from a match or from an entire tournament. A tournament official may stop a competitor during a string of fire in order to ensure the safety of competitors or equipment.
- 1. Safety Violations:** Any of the following Safety Violations may result in disqualification from a match. An accumulation of two such safety violations in any single match requires automatic disqualification from that match and may result in disqualification from the tournament.

- a. Pointing an unloaded firearm up range, at another competitor, or range personnel.
 - b. Dropping an unloaded firearm.
 - c. Leaving the firing line with a loaded firearm.
 - d. Picking up a dropped firearm, except under the direction of a Tournament Official.
 - e. Any accidental discharge. This does not include rounds fired down range over the established time limit, but does include discharges while loading, or clearing a firearm.
 - f. Any other action which a Tournament Official reasonably believes constitutes unsafe or incompetent gun handling, which in any way poses a potential danger to any person, or which evidences a reckless or negligent disregard for commonly recognized safety practices.
2. **Disqualification Violations:** The commission of a Disqualification Violation in any match requires automatic disqualification from that match and may result in disqualification from the tournament. Disqualification violations include, but are not necessarily limited to, the following:
- a. Pointing a loaded firearm up range or at a competitor or range personnel.
 - b. Dropping a loaded firearm.
 - c. Any shot in the holster, into a barricade, into the ground less than six feet down range from the firing line, into the air, or which strikes a side wall/beam or ceiling.
 - d. The consumption of, or being under the influence of alcoholic beverages or drugs while competing in a match or tournament.
 - e. Any other action that a Tournament Official reasonably believes constitutes unsafe or incompetent gun handling and which poses a danger to any person or which evidences a reckless disregard for the safety of self or others.
3. **Match/Tournament Ranking:** Any competitor disqualified as described above shall be considered as having NOT completed that Match or Tournament and shall be placed at the bottom of the list of finishing competitors for ranking purposes.

SECTION 10

RANGE CONTROL AND COMMANDS

- 10.1 Discipline:** The safety of competitors, range personnel and spectators requires continuous attention by all to the careful handling of firearms and caution in moving about the range. Self-discipline is necessary on the part of all. Where such self-discipline is lacking it is the duty of range personnel to enforce discipline and the duty of competitors to assist in such enforcement.
- 10.2 Cylinders/Slides Open:** Unless handguns are holstered or cased, revolver cylinders must be open at all times and/or pistol slides locked open and magazine removed.
- 10.3 Handguns Unloaded:** Handguns will not be loaded until the competitor has taken position at their firing point and the command "LOAD" has been given.
- 10.4 Loaded Handgun Definition:** A Revolver-that has a cartridge in the cylinder, a Semi-Automatic Pistol that has the slide in the closed position with a loaded or unloaded magazine inserted.
- 10.5 Cease Firing:** On hearing the command "CEASE FIRING" competitors will immediately stop any firing, place their trigger finger outside of the trigger guard along the frame or slide, place any manual safeties in the ON position, lower their firearm and await further instructions. A "Cease Fire" command may be called due to a problem on the range or at the conclusion of a timed string or stage of fire. Cease Firing may be signaled verbally, audible device, or by moving the targets out of view. Failure to immediately obey this command is one of the worst infractions of range discipline.
- 10.6 Not Ready:** It is the duty of competitors to notify a Range Official if not ready to fire at the time the command "*IS THE LINE READY?*" is given. Any competitor who is not ready or whose target is not in order will immediately raise his arm and call, "*NOT READY ON TARGET..(number)..*" Should the Range Officer allow firing to proceed, the competitor concerned will be given an opportunity to fire his score in the earliest possible relay or by time extension in their relay. Failure of a competitor to notify a Range Official that they are not ready forfeits their right to fire.

- 10.7 Loud Language:** Loud and/or abusive language that disturbs the operation of the Tournament or the competitors while firing, is not permitted. Competitors, scorers, and Tournament Officials will limit their conversation directly behind the firing line to official business. Verbal abuse by competitors or verbal abuse of competitors by Tournament Officials are grounds for disqualification or replacement of those guilty of such action.
- 10.8 Delaying a Match:** No competitor may delay the start of a match through tardiness in reporting or undue delay in preparing to fire.
- 10.9 Policing Range:** It is the duty of competitors to police the firing points after the completion of each match before leaving the firing line. The Range Officer will supervise such policing and see that the firing points are kept clean.
- 10.10 Competitors Will Score:** Competitors will act as scorers when requested to do so by a Tournament Official, or if stated in the Tournament Program. In no case will a competitor score their own target.
- 10.11 Firing Line Commands:**
- 1. COURSE INFORMATION:** When ready to start firing a match, the Range Officer, Tower Talker, or other person giving firing line commands, calls the relay to the firing line. The match, relay, stage, position, number of rounds and time allowance are then announced.
 - 2. LOAD AND HOLSTER:** Having made sure that the range is clear of anyone downrange from the firing points, the Range Officer then commands, "*LOAD AND HOLSTER.*"
 - 3. IS THE LINE READY?:** The Range Officer then asks, "*IS THE LINE READY?*"
 - No action is required by competitors who are ready except to remain in place and await the next range command.
 - Any competitor who is not ready, or whose target is not in order will immediately raise their arm and call "*NOT READY ON TARGET (number).*" The Range Officer will immediately state, "*THE LINE IS NOT READY*" and then investigate the difficulty and assist in correcting it.
 - 4. THE LINE IS READY:** If all competitors were ready or when the difficulty has been corrected the Range Officer will call, "*THE LINE IS READY.*"

5. **COMMENCE FIRING:** Within approximately 3 seconds the command, "**COMMENCE FIRING**" will be given by the Range Officer, which means to start firing without delay as timing of the string or stage is started. In the case of Approved Tournaments, the commence firing may be signaled verbally, or by other audible signal. In Registered Tournaments, the Commence Firing signal is when the targets start to turn.
6. **CEASE FIRING:** At the end of the string or stage time limit the command "**CEASE FIRING**" is given. Firing must cease immediately. Even if a competitor is about to let off a carefully aimed shot they must hold their fire. Cease Firing may be signaled verbally, audible signal, or by moving the targets out of view.
7. **ON COMMAND OF THE LINE OFFICER, UNLOAD AND HOLSTER:** After the Cease Firing command is given after a string or stage, or at the end of a course of fire the Range Officer will announce, "**ON COMMAND OF THE LINE OFFICER UNLOAD AND HOLSTER**" is given. Competitors will;
 - a. **UNLOAD AND SHOW CLEAR:** A Line Officer will then instruct each shooter to "**UNLOAD AND SHOW CLEAR**". On this command;
 - Revolver Shooters:** Will unload by opening the cylinder, unloading the brass/live rounds from the cylinder into the palm of their primary hand and visually verify that the revolver is unloaded. The empty brass and any live rounds removed from the cylinder will be held out for inspection by the Line Officer, and the revolver held with the muzzle down range in a position so that the Line Officer can clearly verify that the cylinder/revolver is unloaded.
 - Semi-Automatic Pistol Shooters:** Will unload by removing the magazine, extracting any live rounds from the chamber, locking the slide to the rear and visually verifying that the chamber and magazine well are empty. The magazine and any live rounds will be held out for inspection by the Line Officer and the pistol held muzzle down range in a position so that the Line Officer can clearly verify that the pistol is unloaded.

Rounds Not Fired: It is the competitor's duty to report any rounds not fired. Line Officers will report any rounds that were not fired by a competitor to a Tournament Official and note the unfired rounds in the scoring box on the target.

- b. **HOLSTER:** Once the Line Officer has verified the handgun is unloaded they will give the command of "*HOLSTER*". Revolver shooters will close the empty cylinder and secure the revolver in the holster. Semi-Automatic Pistol shooters will release the slide on an empty chamber and secure the pistol in the holster.

After Line Officers check their assigned competitors, they will signal the Block Officer or Range Officer that their portion of the firing line is clear, meaning that the competitor's handguns are unloaded and holstered and ready for the next command.

8. **THE LINE IS CLEAR:** When all Line Officers have signaled their competitors are unloaded and holstered, the Range Officer announces "*THE LINE IS CLEAR*" and follow this with the necessary instructions for removing or scoring targets, clearing the firing points of equipment or announcing the next relay.
9. **OTHER RANGE COMMANDS:** Some other commands used on Police Pistol Combat ranges are: "*MOVE FORWARD AND SCORE TARGETS,*" "*POLICE UP YOUR FIRING POINT,*" "*AS YOU WERE,*" "*CARRY ON,*" and "*MOVE BARRICADES.*"

10.12 Repeating Commands: A Range Officer will repeat the commands only when those commands cannot be clearly heard by competitors under their supervision.

10.13 Trigger Control

1. **Double Action:** Double Action firing is accomplished by pulling the trigger through with one motion to raise the hammer and let it fall without otherwise cocking the firearm. When double action is specified it must be used.
2. **Single Action:** Single Action firing is accomplished by cocking the hammer before each shot is fired. When single action is specified either single or double action may

be used. Gun may be cocked with either hand.

3. **Semi-Automatic Pistols:** For semi-automatic pistols, single action is permitted. Semi-automatic pistols capable of double action must fire the first shot of every stage double action.

10.14 Loading: After initial loading, all loading will be with cartridges taken from the competitor's pocket, cartridge belt, mechanical loaders, or special pouch that must be on the competitor's person. Cartridge belts and special pouches may be used if they are practical for law enforcement duty use. No more than six cartridges may be loaded in a semi-automatic pistol or magazine unless as a result of conducting immediate action procedures to clear a pistol malfunction. It is the competitor's responsibility to have sufficient ammunition in his possession to complete the stage or match. If the equipment to be used is questionable, it should be submitted to the Tournament Director for decision prior to the first match.

10.15 Holstered Guns: At the beginning of each stage or match, the gun must be in the holster. No part of the competitor's hands may touch the gun or holster until the command to commence firing is given or when the targets start to turn.

10.16 Holstered Semi-Automatic Pistols: Loaded single action semiautomatic pistols, with a round in the chamber, will be holstered with the safety on "safe." Loaded double action semi-automatic pistols, with a round in the chamber, will be holstered with the hammer lowered to the uncocked position.

SECTION 11

TOURNAMENT OFFICIALS

- 11.1 Tournament Officials:** Officials will be thoroughly familiar with conditions of the program and with National Rifle Association Rules. Official Referees and Tournament Supervisors may not compete in any Tournament where they are officiating.
- 11.2 Tournament Director:** The Tournament Director is directly responsible for the efficient conduct of the entire tournament. The Tournament Director may change the match and firing conditions as shown by the program provided a Tournament Director's Bulletin is posted for the information of all competitors, and that such changes are not contrary to current NRA Rules. The Tournament Director is responsible for the efficient operation of the range and the Statistical Office, and for the safety and proper discipline of all tournament operating personnel, competitors and spectators. Instructions from the Tournament Director for the operation of the tournament will be complied with by all persons on the range. The Tournament Director will use their best judgment at all times and their behavior and decisions must be characterized by absolute impartiality, firmness, courtesy and constant vigilance. In the application of these Rules, the Tournament Director will confer with the Three Member Jury, NRA Official Referee, or Tournament Supervisor on any doubtful point and will be guided by their decision.
- 11.3 Deputy Tournament Director:** The Deputy Tournament Director, when appointed, is responsible to the Tournament Director for the efficient conduct of the entire tournament, and acts for the Tournament Director in all matters listed in Rule 11.2. A Deputy Tournament Director is appointed at the discretion of the tournament Sponsor.
- 11.4 Official Referee:** NRA Official Referees are required at the National Police Shooting Championships and unless not available or not requested by the Tournament Sponsor, at State and Regional Tournaments. If no NRA Referee is available, or is not requested, a Three Member Jury will perform NRA Official Referee duties as outlined in this section. NRA Referee

assignments are made from the Headquarters of the National Rifle Association.

A report will be submitted on any Tournament Official who refuses to accept proper instructions given by the Official Referee. After a full hearing is held by the Protest Committee on such a report, the Association may:

1. Warn, suspend, or bar anyone from serving or competing in NRA competitions.
2. Warn, suspend, or cancel the Certificate of the Official Referee.
3. Refuse to accept for registration or approval of any further tournament conducted on the same range or by the same organization until the unsatisfactory condition reported by the Official Referee has been corrected.

11.5 Jury: A Three Member Jury is required in State and Regional Tournaments where no NRA Referee is available, or was not requested by the Tournament Sponsor and for Registered Tournaments that are not State, Regional, or National Championships. The 3-member Jury will be formed by the Tournament Director to function as described in this section. The Chairman of the Jury must be a member of the sponsoring organization, and complete the reports required by NRA. The members of the Jury may or may not be competitors in the Tournament. Jury Members shall exempt themselves from ruling on a matter in which they are personally involved. The Tournament Director will name a replacement for that Jury member while ruling on that action. Under no circumstances may any Tournament Official be a member of the Jury. The Jury Chairman may disqualify competitor(s), as directed by the Jury, under provisions of Sections 9.19 and 9.21.

11.6 Tournament Supervisor: A Tournament Supervisor is required at all NRA Approved Tournaments. The Tournament Supervisor may be an NRA Official Referee or an Officer of an NRA Club, League or State Association who is familiar with NRA competition rules and tournament procedures. The Supervisor may also act as Tournament Director. The Tournament Supervisor is responsible for seeing that all NRA Rules are properly interpreted and applied. Decisions will be final in scoring of challenged targets. It is the Supervisor's duty to rule on all Challenges and Protests when challenges cannot be remedied by the Range Officer or Tournament Director. The Tournament

Supervisor may not change NRA Rules. The Tournament Supervisor will make a complete report to the NRA on the tournament where served. It is the duty of the Supervisor to report the facts concerning any competitor or tournament official who refuses to comply with proper instructions given. A Supervisor may not compete in any match fired in conjunction with any tournament where the Supervisor is officiating. The Supervisor may disqualify competitor under provision of Rule 9.19 and 9.21.

11.7 Range Director: Appointed by the Tournament Director, Range Directors and Deputy Range Directors are authorized when multiple ranges are in operation and have supervisory responsibility for Chief Range Officers and the efficient and safe operation of the ranges.

11.8 Chief Range Officer: Appointed by the Tournament Director, has full charge of the range and will conduct the matches on the schedule approved by the Tournament Director and is responsible for range safety, and for rule enforcement.

11.9 Range Officers: Each Range Officer is an assistant to the Chief Range Officer. Competitors may be assigned this duty except at the National Police Shooting Championships. They are responsible for the safety and discipline of range personnel, competitors and spectators in the sector of the range to which they are assigned. They shall supervise the scoring and are responsible for seeing that competitors' equipment and positions are as authorized for the particular match being fired. It is their duty to be completely familiar with the program and with the National Rifle Association Rules. They are to comply to the best of their ability with all instructions issued by the Tournament Director, Chief Range Officer, or other Tournament Officials. They must be constantly alert, impartial in their handling of competitors and courteous though firm.

11.10 Target Officers: The targets and frames are under the command of the Chief Target Officer and such Assistant Target Officers as may be required. Target Officers are under the command of the Chief Range Officer. The Target Officer is responsible for the safety and discipline of personnel engaged in the handling of targets, maintaining the targets in proper operating condition and for efficient mounting

and dismounting of paper targets during the progress of the match. When targets are hung by the competitor, it is the competitor's responsibility that the correct target for the match being fired is hung.

11.11 Statistical Officer: Appointed by, and accountable to the Tournament Director, the Statistical Officer is in charge of all statistical work in connection with the tournament except the actual recording of scores when this is done on the range. He is assisted by such Assistant Statistical Officers as may be required.

1. **Duties of Office:** It is the duty of the Statistical Office to;
 - a. Register competitors and check their eligibility and classification.
 - b. Accept match entries.
 - c. Prepare, post and keep current a list of competitors showing name, competitor number and classification.
 - d. Squad competitors and prepare range assignment cards where such cards are used.
 - e. Prepare official scorecards.
 - f. Check addition on scorecards and correct totals.
 - g. Tabulate scores on order of merit.
 - h. Prepare Preliminary and Official Bulletins.
 - i. Maintain an Official Bulletin Board.
 - j. Determine winners and distribute awards.
 - k. Report to Tournament Director, NRA Official Referee, Jury Chairman or Tournament Supervisor for appropriate disciplinary action and any irregularities in firing or scoring that may be indicated by squadding records or scorecards.
 - l. Make required reports to NRA within specified time.

11.12 Retention of Records: The Statistical Office will retain in good order all completed official scorecards for 30 days and all fired targets, except those scored on frames, until the expiration of the time allowed for Challenges and Protests.

11.13 Preliminary Bulletins: Preliminary Bulletins on all matches will be posted promptly on the Official Bulletin Board or electronically disseminated and remain a reasonable length of time to allow competitors to notify the Statistical Office of apparent errors. The challenge closing time will be stated on each bulletin.

- 11.14 Official Bulletins:** Official Bulletins will be posted on the Official Bulletin Board or electronically disseminated. However, in the procedure outlined in Rule 11.13 for bulletin boards, such scores shall be acceptable and become final after the close of the Challenge time period and shall act as an Official Bulletin.
- 11.15 Correction of Bulletin Errors:** The Statistical Office will correct errors that may come to the attention of the office prior to the publication of the Official Bulletin.
- 11.16 Changing Official Bulletins:** No Official Bulletin shall be changed except on authority of the Tournament Director, Official Referee, Jury or Tournament Supervisor granted before the time has expired for Challenging the last of the preliminary bulletins required to cover all the scheduled events. Subsequent changes from the Tournament Director, Official Referee, Jury or Supervisor are limited to correction of:
1. Typographical errors.
 2. Aggregate bulletins on which the total score does not agree with the scores shown on the Official Bulletins for the matches comprising the aggregate.
 3. Where an error has been made by not following the program schedule of awards.
 4. Errors in classification of competitors, the competitor having been previously advised of such error and of their correct classification.
 5. Disqualification of competitors.
- 11.17 Individual Squadding:** Where advance entries are received, squadding for all matches may be made in advance. Competitors may be squadded so they move a predetermined distance along the firing line after each match. They may be squadded by Classification, but wherever practical all of a classification should fire on the same relay. Where post entries are received, they may be squadded as fill-ins to the above. Officers from the same department should be separated by at least one firing point.
- 11.18 Team Squadding:** Team matches should be squadded with one or two adjacent targets assigned to each team, and where possible all teams will fire concurrently. When enough targets are available, more than two adjacent targets may be assigned each team, but only when all teams can be squadded so as to fire concurrently. Coaching within the team is permitted in team matches. Therefore, not more

than two adjacent targets will be assigned each team unless all Team Captains indicate their willingness to use more than two targets.

Team targets may be assigned by the Statistical Officer or drawn by chance by the Team Captains under the supervision of the Statistical Officer or Chief Range Officer.

Team scorecards will show the names of the Team Captain, each firing member and alternate. Except in matches where the targets have been marked with the competitor's name or number, a Team Captain may assign team members to team targets in such order as desired and may change the order of firing between stages.

11.19 Range Assignment: When used, range assignment cards are prepared by the Statistical Office and delivered to the Chief Range Officer prior to each match. The Chief Range Officer will ensure that competitors are on their assigned firing point. Any target reassignments are noted on the range assignment card and forward it to the Statistical Office immediately upon the conclusion of the relay.

Competitors firing semi-automatic pistols will fire on separate relays than those firing revolvers or will be squadded to the extreme right side of the firing line of each relay.

11.20 Duty to Competitors; It shall be the duty of all Tournament Officials and personnel to conduct themselves properly by being fair and impartial to all in carrying out their various duties. Should a competitor's equipment or demeanor warrant disqualification from an individual match or tournament, it should be done in such a manner as will cause the least inconvenience to all concerned. In so doing, the official should state to the competitor the Rule or Section of Rules under which the disqualification is being made.

SECTION 12

TEAM OFFICERS' DUTIES AND POSITION

- 12.1 Team Captain:** In team matches, each team must have a designated Team Captain. They are responsible for maintaining discipline within the team. The Team Captain will at all times cooperate with tournament officials in the interests of safety, efficiency and good sportsmanship. A Team Captain is responsible for all the duties of members of the team. In the team matches, it is the Team Captain's responsibility to:
1. Be familiar with the program.
 2. Make proper entries.
 3. Enter all required data on team scorecards.
 4. Have team members report at proper firing points at the right time, ready to fire.
 5. Check scores, sign scorecards and make challenges.
 6. Check preliminary and Official Bulletin and official notices.
 7. Make protests.
 8. Collect awards.
- 12.2 Team Coach:** The Team Coach is the Team Captain's Deputy performing duties as assigned by the Team Captain and responsible for Team Captain Duties in their absence.
- 12.3 Team Entries:** All firing team members, team captain, team coaches, and team alternates must be named on the entry form before the first shot of the match is fired.
- 12.4 Substitution of Alternates:** If alternates are allowed and have been named on the entry form, the Team Captain may substitute an alternate for a firing member at any time before the firing member concerned has fired the first shot of the match and notifying the Scorer and a Range Officer accordingly. After a team member has fired their first shot, substitutions may only be made in case of disabling emergencies such as accident or illness, and then only if approved by the Chief Range Officer. All shots fired by the replaced shooter count; the replacement fires only the uncompleted portion of the replaced shooter's course of fire.
- 12.5 Team Captain and Coach Position:** In team matches the Team Captain or Coach will be allowed on the firing line between and slightly to the rear of the shooter and must be in such a

PHYSICALLY DISABLED SHOOTERS

13.1 Physically Disabled Shooters: A shooter who because of a physical disability cannot fire from one or more of the prescribed shooting positions outlined in these Rules, or who must use special equipment or gloves when firing, is privileged to petition the NRA Protest Committee for permission to assume a special position or to use modified equipment, or both. This petition will be in the form of a written request from the person concerned to the Committee outlining in detail the reasons why the special position must be assumed or the special equipment must be used. The petition will be accompanied by pictures of the shooter in the position he desires approved and, if special equipment is required, the pictures will show how that equipment is used. The petition and all pictures must be furnished in exact duplicate. The petition must be accompanied by a medical doctor's statement if the physical handicap is not completely evident in the pictures submitted.

1. Each petition will be reviewed by the NRA Protest Committee. The Committee may require additional or supplementary statements, medical information or pictures. If approved, the NRA Secretary will issue a special authorization certificate to the individual concerned listing approval conditions and necessary pictures attached.
2. Shooters who have received special authorization certificates will be required to carry them when competing in competition governed by NRA rules, and to present them when requested by Tournament Officials.
3. In the event of a Protest involving the position or the equipment used by such a shooter, the Official Referee, Three Member Jury, or Tournament Supervisor will compare the questioned position or equipment with the certificate and photographs presented by the shooter. If the shooter's position or equipment does not, in the opinion of the Tournament Official, conform to that authorized by the NRA Secretary, or if the shooter has no authorized certificate or pictures, the protest shall be allowed and the shooter will be required to change immediately to the position or equipment

which has been approved or to an otherwise legal position or equipment.

4. Should a Protest be carried beyond Tournament Official level, the Protest Procedures in Section 16 will be followed.
5. National Records may not be established by use of scores fired in special positions or with special equipment as may be authorized according to this rule.
6. Two types of authorizations are issued: temporary and permanent. Permanent authorizations are issued to competitors who are permanently disabled.

13.2 Temporary Disability - Substitute


Positions: Any shooter who has a temporary physical disability which prevents the shooter from using a specified position as defined in these Rules, may assume a more difficult substitute position as follows:

1. The substitute position to be used at 25 yards will be Standing Without Support.
2. The substitute position to be used at 50 yards will be standing weak hand with support from behind barricade, unless the shooter is unable to shoot with the weak hand in which case the shooter will shoot from the sitting position.

The shooter must inform the Tournament Director in advance of their desire to use a substitute position. Any substitute position must conform to the Rule that defines it. The Tournament Director may require that the substitute position be demonstrated to be certain that it meets the definition of the appropriate rule.

SECTION 14

SCORING AND MARKING



The correct method of scoring. The shot on the left target counts eight, the shot on the right target counts nine.

- 14.1 When to Score:** Targets are scored at completion of each stage or match as directed by the Tournament Director.
- 14.2 Competitors Will Score:** Competitors will act as scorers when requested to do so by the Tournament Director, Chief Range Officer, or if stated in the tournament program. No competitor will score their own target nor may a competitor score the targets of a competitor from their same agency.
- 14.3 Where to Score:** Targets may be scored on the target frames, in back of the firing line or in the Statistical Office.
- 14.4 Target and Scorecards:** Targets constitute the scorecard until the score has been recorded on the scorecard and accepted by the competitor. Targets remain the property of the Tournament Sponsor.
- 14.5 How to Score:** A shot hole, the leading edge of which comes in contact with the outside of the X Ring or scoring rings of a target, is given the higher value.
1. In case of keyhole or tipped shots the higher value is awarded if the leading edge of the bullet hole touches the scoring ring of higher value even though the hole is elongated to the bullet's length rather than being a circle of the bullet's diameter.
 2. In case of skid shots the higher value is awarded if the leading edge of the bullet hole touches the scoring ring of higher

value, except the value of a skid shot may not be more than one ring higher than the original point of bullet contact with the target.

The target shall be defined as the black printed portion of the target on which the scoring rings are printed. When the original point of bullet contact is outside the target it will be scored as a miss.

When the original point of bullet contact is on the target but outside the scoring rings and the leading edge of the bullet touches a scoring ring it will be given the value of the lowest scoring ring.

3. When a bullet enters a target from the backside it will be scored as a miss.

14.6 Authorized Use of Plug Type Scoring

Gauge: No competitor will use scoring plugs of any kind on a target at any time. However, competitors acting as scorers may use official NRA overlays in the performance of their duties.

1. The use of the plug type gauge is restricted to use by range operating personnel who may include the Range Officers or Block Officers, Pit Officers, Tournament Supervisors, Statistical Officer, Tournament Director, Jury or Referee, as appropriate to the type of tournament concerned.
2. The tournament program should state in the Match Conditions Section by whom and under what circumstances plug-type scoring gauges may be used. Where targets are scored on the range, only the above-designated officials may use plugs to check values and determine the outcome of challenges.
3. A scoring gauge will be used to determine the value of close shots. The higher value will be allowed in those cases where the flange on the gauge touches the scoring ring. No scoring gauge will be used unless the diameter of the scoring flange is within these limits:

CALIBER	LIMIT	CALIBER	LIMIT
.32	.310"-	.40/10mm	.397"-.401"
9mm	.355"-.359"	.44	.426"-.430"
.38	.355"-	.45	.450"-.454"

4. Removal of Plug Type Scoring Gauge
 - a. The plug type-scoring gauge, will remain in the shot hole until the competitor and the scorer agree upon the shot value, or until removed by the Referee, Jury or Supervisor after a Challenge. If the plug type scoring gauge is removed prior to an agreement of shot value, the shot hole may not be re-plugged and must be taken to the Referee, Jury or Supervisor for final decision.
 - b. Only the Referee, Jury or Supervisor may use a plug type-scoring gauge to determine if a shot hole is a double.
- 14.7 Misses:** Except as provided in Section 14.5.2, hits outside the scoring rings are scored as misses. Any bullet that does not pass through the target and backer will be scored as a miss.
- 14.8 Early or Late Shots:** If any shots are fired at the target before the starting signal to commence firing or after the signal to cease firing, the shots of highest value equal to the number fired in error will be scored as misses.
- 14.9 All Shots Count:** All shots fired by a competitor after they have taken their position at the firing point will be counted in their score, even if accidentally discharged.
- 14.10 Hits on Wrong Target:** Hits on the wrong target are scored as misses.
- 14.11 Ricochets** - A hole made by a ricochet bullet does not count as a hit but will be scored as a miss. It must be noted that a bullet which keyholes is not necessarily a ricochet.
- 14.12 Visible Hits and Close Groups:** As a general rule only those hits which are visible, will be scored. An exception will be made in the case where the groupings of 3 or more shots are so close that it is possible for a required shot or shots to have gone through the enlarged hole without leaving a mark and there has been no evidence that a shot or shots have gone elsewhere than through the assigned target. In such case, the shooter will be given the benefit of the doubt and scored hits for the non-visible shots, on the assumption they passed through the enlarged hole. If such assumption should place a non-visible hit in either 2 scoring rings, it shall be scored in the higher valued ring.

14.13 Excessive Hits: See Section 9.10.3 for Cross Fires. If more than the required number of hits appear on the target, any shot which can be identified by the bullet hole as having been fired by some competitor, other than the competitor assigned to that target, or as having been fired in a previous string, will be disregarded and will not be scored. If more than the required number of hits then remain on the target a complete new score may be fired in accordance with Rule 9.10, except:

1. If all hits are equal value the score will be recorded as the required number of hits of that value.
2. If the competitor wishes to accept a score equal to the required number of hits of lowest value, they shall be allowed to do so.
3. If a competitor fires fewer than the prescribed number of shots through their own fault, and there should be more hits on the target than the shots fired, they will be scored the number of shots of highest value equal to the number they fired and given a miss for each unfired cartridge.

14.14 Target Scoring: Targets may be scored and changed as determined by the Tournament Director and specified in the program provided NRA Rules are not violated. Competitors may examine their fired targets but may not handle, or touch them until they have been scored.

1. When targets are scored before removal from the frame, the scorer records the hits, has the score accepted by the competitor, or the Challenge process is completed. Each target is then repaired or replaced by a new target.
2. When targets are scored after removal from target frames they will be taken by the target detail or scorer to the designated scoring location.
3. Targets intentionally altered or marked to benefit a shooter over another competitor will not be scored.

14.15 Scorer's Duties: When targets are scored before removal from the frame or at a designated location away from the firing line, the scorer will:

1. Evaluate the hits on the "legend" of the target (in the upper right corner of the target) until they completely evaluate the

target, determine and enter the shot values, and;

2. Record the proper number of hits of each value in the space provided on the scorecard, and;
3. At the conclusion of scoring, the scorer will:
 - a. Enter the total score,
 - b. Sign the card,
 - c. Have the competitor, or Team Captain in Team Matches, sign the card,
 - d. Deliver the scorecard to the Statistical Office via the established means.

14.16 Competitor's Duties in Scoring: After the scorecard has been completed and signed by the scorer the competitor will:

1. Review the evaluation of the shots on the target and compare the recorded hits on the scorecard with the target; and
2. Review the scorecard for complete entries and accuracy of the hits recorded, making sure that they are of the correct value and that the required number of hits for the match are listed; and
3. Sign the scorecard as competitor if the hits and shot values are properly evaluated and recorded, acknowledging acceptance of the score as it appears on the scorecard. If a competitor or Team Captain fails to sign the scorecard, no challenge will be allowed, or
4. Write "Challenged" in place of their signature if a shot(s) value is questionable, or if there is another reason to Challenge as provided in Rule 16.1; and
5. After the Challenge procedure is completed turn in the scorecard signed by the NRA Referee or Tournament Supervisor, and with the competitor's signature as well.

14.17 Scorecards: Scorecards will be prepared by the Statistical Office and delivered to the competitor who will turn the scorecard over to the scorer at the appropriate time. At the conclusion of each relay Range Officers will collect the completed scorecards and deliver them to the Statistical Office, or as otherwise directed by the Tournament Director.

14.18 Erasures on Scorecards: Erasures on scorecards are **NOT PERMITTED**. To make necessary corrections, the Scorer or Range

SECTION 15

DECISION OF TIES

15.1 Definitions:

1. Match: The term "match" as used in this section refers to all individual, team, and aggregate matches.
2. Value of X: In all matches where the X is scored an X is a hit of highest value.

15.2 Tie Breaking Order: All Tie Breaking Rules shall be applied in the order listed.

15.3 Breaking Ties: When 2 or more competitors or teams have the same numerical score, tie scores will be ranked in the following order:

1. **Fired Individual Matches:**
 - a. By the greatest number of X's in that match.
 - b. By the fewest misses in that match.
 - c. By the fewest number of shots of the lowest value in that match.
 - d. By the fewest number of shots of the next lower value in that match.
 - e. In a multi-stage match where targets are scored separately, follow the procedures (a) – (d) on the last fired target.
 - f. Individual competitor ties, which cannot be broken, will be resolved by the score of the next individual fired match or matches as necessary. For example, Match #1 tie will be broken by Match #2 score, etc.
 - g. The individual's aggregate score will be used to break the unbreakable individual competitor tie that cannot be broken in the last fired individual match included within the individual aggregate. Tie scores in an additional or supplemental match (such as the Service Revolver, the Distinguished Match, or Off Duty Match," etc.) that cannot be broken by following Section a through e above, will be broken by a shoot off using Match 4 for Revolvers or Match 11 for Semi-Automatic Pistols.
 - h. All scores tied numerically and tied with X's for places below the last award shall be listed with equal rank in alphabetical order using the competitor's family name.

2. **Individual Aggregate Matches:**
 - a. Will be broken by using the score of the last fired match included in that aggregate.
 - b. If still a tie, use procedures listed under "Individual and Team Matches" beginning with (a).
 - c. If still a tie, use the score from the previous fired match in that aggregate.
3. **Team Matches:** Ties in team matches will be ranked in the order shown below:
 - a. By considering team score as though it was a single score fired by an individual following 15.3.1 above.
 - b. By highest individual aggregate score.
 - c. By second highest individual aggregate score, etc.

15.4 League Ties: In league type competitions in which standing of teams is determined by number of matches won and lost, ties will be decided by a shoot-off over the same course of fire as used during the league season.

Notes: _____

CHALLENGES AND PROTESTS

16.1 Challenges: When a competitor feels that a shot fired by themselves or by another competitor has been improperly evaluated or scored, they may issue a challenge. Such challenge must be made immediately upon announcement of the score. If the Challenge involves a Team match, the Challenge must be made by the Team Captain. Replugging or regauging is permissible only by a Tournament Official. No challenge will be accepted after the target has been handled by the shooter or removed from the range.

1. A Challenge Fee not to exceed \$3.00 may be charged to all competitors making Challenges. The Challenge fee will be collected before making the first recheck of the Challenged score. If the Challenge is sustained the Fee will be returned. If the Challenge is lost, the fee will be included in the general revenue of the tournament. The decision of the Official Referee, Jury or Supervisor will be final in NRA competition.
2. When targets are scored on target line frames or at a prescribed location behind the firing line and scoring of a shot is Challenged the Range Officer will immediately call the Official Referee, Jury, or Tournament Supervisor who will score the target. If necessary to avoid delaying the match, the Challenged target will be replaced with a clean target and the match will proceed. The target will be scored as soon as possible and competitor notified of the results.
3. When targets are scored in the Statistical Office, a recheck will be made by the Chief Statistical Officer, provided they have not previously scored or checked the target, and then Official Referee, Jury or Tournament Supervisor, in that order.
4. Bulletin Board Challenges concerning score discrepancy can be made by the competitor during the Challenge period.
5. The Tournament Director may at their discretion recheck any competitor's target by an Administrative Challenge. Such Challenge must be made within the posted Challenge Period and checked by the

Official Referee, Jury or Tournament Supervisor.

16.2 Protests: A competitor may formally Protest:

1. Any injustice which the competitor feels has been done them except the evaluation of a target, which may be challenged as outlined in Rule 16.1.
2. The conditions under which another competitor has been permitted to fire.
3. The equipment that another competitor has been permitted to use.

16.3 National Police Shooting Championships Protest Committee:

1. A National Police Shooting Championship (NPSC) Protest Committee will be appointed by the Tournament Director.
2. Decisions on Protests by that Committee at the Championship are final, without appeal to the NRA Protest Committee. However, the decisions of the NPSC Protest Committee shall not contravene prior interpretations of the NRA Rules and/or precedents established by the NRA National Protest Committee.
3. When possible cases of suspension from competition arise from an incident or incidents during the Championships, the NPSC Protest Committee may not act, but must forward a recommendation to the NRA Protest Committee for action.
4. A Protest procedure must begin no later than one hour after the completion of firing for the day.
5. **Protest Committee Process:**
 - a. Make a verbal protest to the Chief Referee or the Chief Statistical Officer. If not satisfied with the decision;
 - b. Submit a written protest within 12 hours from the time of the original incident to the Chief Referee containing the specific complaint and citing the NRA Police Pistol Combat Rules or published tournament conditions that apply. The Chief Referee will forward the Protest to the Tournament Director who will notify the NPSC Protest Committee Chairperson who will call a meeting of the NPSC Protest Committee to review and decide the Protest.

16.4 How to Protest: A protest must be initiated immediately upon the occurrence of the protested incident. Failure to comply with the following procedure will automatically void the protest.

1. State the complaint orally to the Chief Range Officer or Chief Statistical Officer. If the Protest involves a Team Match, the Protest must be made by the Team Captain. If not satisfied with the decision then,
2. State the complaint orally to the Official Referee, Three Member Jury Chairman, or Tournament Supervisor. If not satisfied with the decision then,
3. File a formal Protest in writing with the Official Referee, Jury Chairman, or Tournament Supervisor stating all the facts in the case. Such written protest must be filed within 12 hours of the occurrence of the protested incident.
4. The Official Referee, Jury Chairman or Supervisor will then forward the Protest with a complete statement of facts within 48 hours of receipt thereof to the Protest Committee at NRA Headquarters, except at the NRA National Police Shooting Championships, to the Tournament Director.

SECTION 17

NATIONAL RECORDS

- 17.1 Reporting:** In order for records to be recognized, National Record Reporting Forms must be submitted to NRA Law Enforcement Competitions by the Statistical Officer of the tournament after being certified by the Referee or Three Member Jury.
- 17.2 Where Scores for National Records Can Be Fired:** Scores to be recognized as National Records must be fired in NRA Registered Tournaments. The NRA must approve National Records before being declared official. Scores fired during re-entry matches are not allowed.
- 17.3 Scores to Be Used:** Scores must be complete scores for an entire scheduled match. Stage scores, scores for only part of a match, and scores fired in special positions, or with special equipment as allowed by a physical disability certificate issued pursuant to Section 13 will not be used for records.
- 17.4 Scores for National Individual Records:** Such scores must be fired in individual matches. No score fired in a team match will be considered for recognition of an individual record.
- 17.5 Scores for National Team Records:** Such scores must be fired in team matches where team entry and designation of individual team members is made prior to the start of that team match. No combination of individual match scores will be considered for recognition as a National Team Record.
- 17.5.1 Team Matches at the National Police Shooting Championships:** Team matches at the National Police Shooting Championships, and any subsequent iteration thereof, shall be fired matches.
- 17.6 Courses of Fire:** National Records will be maintained for individual scores fired by male and female competitors for courses of fire in Section 7 using Open Class and Stock Duty Gun Division firearms, and Two and Four Officer team match scores. National Records are also recognized for scores fired over the reduced courses of fire but must equal or surpass scores fired in the regular National Police Course.

SECTION 18

COMPETITOR'S DUTIES AND RESPONSIBILITIES

- 18.1 Discipline:** It is the duty of each competitor to sincerely cooperate with Tournament Officials in the effort to conduct a safe, efficient tournament. Competitors are expected to promptly call to the attention of proper officials any infraction of rules of safety or good sportsmanship. Failure of a competitor to cooperate in such matters or to give testimony when called upon to do so in any case arising out of infractions of these Rules may result in the said competitor being considered as an accessory to the offense.
- 18.2 Knowledge of Program:** It is the competitor's responsibility to be familiar with the program. Officials cannot be held responsible for a competitor's failure to obtain and familiarize themselves with the program.
- 18.3 Eligibility:** It is the competitor's duty to enter only those events for which they are eligible and to enter themselves in the proper classification.
- 18.4 Classification:** It is the competitor's duty to have their current Classification Card in possession when using a classification system. Unclassified competitors must obtain a NRA Temporary Score Book from the Statistical Officer or other Tournament Official.
- 18.5 Individual Entries:** In individual matches, it is the duty of the competitor to make their own entries on the forms and in the manner prescribed for that tournament. Errors due to illegibility or improper filling out of forms are solely the competitor's responsibility. NRA members should use the same name spelling and address as is on their membership card. The Statistical Office is not required to accept corrections after the entry closing time.
- 18.6 Squadding Tickets:** It is the competitor's duty to secure their squadding tickets for each match, or to consult the squadding bulletin, in ample time to permit reporting at the proper time and place to fire each match. It is not the duty of officials to page competitors in order to get them to the firing line. Competitors upon receipt of squadding tickets should inspect them for correctness of the competitor's number, classification, and noninterference in

squadding assignments. Errors should be reported immediately to the Statistical Officer.

- 18.7 Reporting at Firing Point:** Competitors must report at their assigned firing points immediately when the Range Officer calls their relay. The proper firearm and ammunition for that particular match must be ready and in safe firing condition. Time will not be allowed for firearm repairs, sight blacking, sight adjustments, or search for missing equipment after a relay has been called to the firing line.
- 18.8 Timing -** Time for the firing of a string (within the Official time limit) is the competitor's responsibility. Range Officers will not announce the time during the firing.
- 18.9 Checking Scores:** It is the duty of competitors to check their scores as written on their scorecard and to sign their scorecard at the conclusion of the match.
- 18.10 Clearing the Firing Point:** It is the competitor's duty to leave the firing point promptly at the conclusion of the relay. When leaving the firing point, handguns must be unloaded and holstered.
- 18.11 Checking Official Bulletins, Preliminary Results and Tournament Director Bulletins:** It is the duty of all individual competitors and Team Captains to check the disseminated Preliminary Results and Official Bulletins. The Statistical Officer must be immediately notified of apparent errors or discrepancies. Tournament Director's Bulletins have the same effect as conditions printed in the Tournament Program. It is the duty of competitors to familiarize themselves with all such Tournament Directors' Bulletins. Failure to check scores within the time limit forfeits the right to Challenge.

18.12 Responsibility: It shall be the competitor's responsibility;

1. That all equipment meets all Rules and match specifications in any match in which that equipment is to be used.
2. That the competitor's position conforms to the Rules.
2. That the competitor has full knowledge of the Rules under which the match is fired.
3. To comply with any warning given by a Tournament Official, of a minor infraction, and to accept a disqualification ordered for a deliberate violation of the Rules.
4. To insure that their target is not intentionally altered in any way.

SECTION 19

POLICE PISTOL COMBAT CLASSIFICATION

- 19.1 Classified Competitors:** Are all individuals who are officially classified by the NRA, or whom have a record or scores fired over courses of fire used for classification that have been recorded in a NRA Temporary Score Book. Competitors will be issued printed and/or digital Classification Cards featuring their Classification for; Open Class Division Revolver and Semi-Automatic Pistol and Stock Duty Gun Division Revolver, Semi-Automatic Pistol, Production Pistol and Production Duty Optic Pistol. Except as otherwise provided in these Rules, competitors may not use their Semi-Automatic Pistol Classification in a revolver match nor may they use their Revolver Classification in a semi-Automatic pistol match, nor use an Open Class Division Classification in a Stock Duty Gun Division match or vice versa.
- 19.2 Unclassified Competitor:** Is a competitor who does not have a current NRA Police Pistol Combat Classification, either regular or temporary by Temporary Score Book following Section 19.17 or a Prior Assigned Classification as listed in Section 19.10. Such competitor shall compete in their first tournament in the High Master Class, except at the National Police Shooting Championships where classifications will be according to the National Police Shooting Championships official program. Once a competitor has fired in their first NRA sanctioned tournament, they are no longer considered "Unclassified." It is their responsibility to maintain their first and subsequent fired scores in a Temporary Score Book and use these scores to determine their Temporary Classification for future tournaments until they are issued an NRA Police Pistol Combat Classification Card.
- 19.3 Matches Used for Individual Classification:** All fired scores, except Distinguished Revolver, Distinguished Semi-Automatic Pistol and Distinguished Production, fired in individual and fired team matches in both indoor and outdoor NRA Police Pistol Combat competition as defined in Rule 1.7 are used for Revolver and Semi-Automatic Pistol Classifications in both Firearm Divisions and for Reclassifications.

19.4 Establishing Classification: A competitor will be officially classified by the NRA when scores for two sanctioned Police Pistol Combat Tournaments have been reported. The competitor will be sent an Official NRA Police Pistol Combat Classification Card based on the percent so computed and according to the table in Section 19.6. The Classification will become effective the date shown on the card issued by NRA.

19.5 Combat Classification:

1. Police Pistol Combat Classifications are only established for, and Classification Cards only issued to, those who are eligible under the provisions of Section 2.
2. Approved courses of fire for establishing Police Pistol Combat Classification are found in Section 7 and approved targets are in Section 4. Distinguished Scores are not used for Classifications.
3. Tournament Directors are responsible for reporting all Individual and fired Team Match scores fired for the courses stated in Section 7 using reporting forms approved by NRA Law Enforcement Competitions.
4. NRA Police Pistol Combat Classification is based on the fired score verses the total possible score for the match fired in percent. For instance, a competitor fires a score of 443 in a match where the total possible score is 480. The competitor's score is 92.2 percent of the total possible score. Using the Classification Table in Section 19.6, a Classification of Marksman would be assigned.
5. See Section 19.7 for compilation of multiple scores for Classification.

19.6 Individual Classification: The below table shows the assigned percentages used to establish an officer's Revolver and Semi-Automatic Pistol NRA Police Pistol Combat classification.

Police Pistol Combat Classification	Percent
High Master	99.00 to 100
Master	98.1 to 98.9
Expert	96.8 to 98.0
Sharpshooter	93.7 to 96.7
Marksman	90.1 to 93.6
Classified	90.0 & Below

To find a PPC Classification percent the fired score is divided by the total possible score and the decimal place is moved two spaces to the right. Examples: 1) A competitor fires a score of 442 points in the NRA Stock Semi-Automatic Pistol Course of fire match. This is a 48 shot course of fire with a total possible score of 480 points. $442 \div 480 = 0.920$. After moving the decimal point two places to the right the percentage is found to be 92.0, which is Marksman Classification. 2) A competitor fires a score of 1478 in an Open Class Revolver 1500 point aggregate match and in the same Tournament fires the Open Class Revolver Team Match with a score of 572. Because both scores were fired in the same tournament with the guns in the same Firearm Division, the scores are added together giving an Aggregate Fired Score of 2050 with a total possible score of 2100. To find the Classification percent, $2050 \div 2100 = 0.976$. Shifting the decimal point two places to the right gives the PPC Classification percent of 97.6, which is Expert Classification.

19.7 Compilation of Scores for Classification:

Scores fired in complete matches over courses listed in Section 7 will be used to establish a competitor's Classification. When a competitor fires multiple matches in the same Tournament, Individual and Team scores in each Division, are combined into one score.

When a competitor's fired individual and team scores from a Tournament are received, NRA Law Enforcement Competitions separates them into the appropriate Firearm Division and then into Revolver and Semi-Automatic Pistol scores. Once broken down, Individual and Team scores in the same Firearm Division that were fired in the same Tournament are added

together to obtain an Aggregate Score. The Aggregate Fired Score is then used for Classification and Reclassification processing. If there is no Aggregate Fired Score, Individual Scores are used. No averaging is used. Example: A Tournament report is received with a competitor's scores for Open Class Revolver, Stock Service Revolver, Stock Service Semi-Automatic Pistol, Off Duty Revolver, and Stock Service Semi-Automatic Team. Since all scores were fired in the same Tournament, the Open Class Revolver Match score would be used for their revolver Classification in the Open Class Division. Since the Service Revolver and Off Duty Revolver are both in the Stock Duty Gun Division they would be added together and used for their Revolver Classification in that Division. Likewise, the Stock Service Semi-Automatic Pistol Match score and Stock Service Semi-Automatic Pistol Team Match score would be added together and used in their Semi-Automatic Pistol Classification in the Stock Duty Gun Division.

19.8 Appeals: Any competitor having reason to believe they are improperly classified may file an appeal with the NRA Law Enforcement Competitions Department stating all essential facts.

19.9 Protests: Any person who believes that another competitor has been improperly classified may file a protest with the NRA Law Enforcement Competitions Department stating all essential facts.

19.10 Prior Assigned Classification: A competitor who has an earned Classification (a Classification obtained through their Temporary Score Book, or an Official NRA Classification Card) for one type of competition in the grouping listed below will be assigned this same classification in any other competition in which they are not classified in the same group.

1. Outdoor Pistol
2. Indoor Pistol
3. Standard Pistol
4. International Pistol
5. Police Revolver
6. Police Semi-Automatic Pistol

If they have a classification in more than one type in the list, they shall use the higher classification. In their second tournament in the new type, they will use their Temporary Score Book rather than their assigned classification

19.11 Aggregate Classification: Where a competitor's scores from one or more Revolver matches are combined with that competitor's scores from one or more Semi-Automatic Pistol matches, that competitor's pistol and revolver classifications will be averaged using the procedure outlined in Section 19.16.

19.12 Reclassification: A competitor who has been Classified by the NRA in either the Revolver or Semi-Automatic Pistol disciplines in the Open Class or Stock Duty Gun Divisions will be reclassified as follows:

1. A record of all completed scores fired by a Classified competitor in NRA Police Pistol Combat Tournaments will be maintained at the NRA Headquarters.
2. A Reclassification review is done when a total of 300 shots are received using Open Class Division firearms, or 144 rounds using Stock Duty Gun Division firearms since the competitor's Classification or last Reclassification date.
3. If two Individual or Aggregate Scores are received within a two year period that are above the competitor's Classification in that Division, the competitor will be placed in the Classification corresponding to the lower of these two scores. Scores will not be averaged.

If, for example, an Expert score is posted for a competitor now classified as a Marksman, that score is flagged. If a subsequent Sharpshooter score is received, the competitor will be reclassified as a Sharpshooter and the competitor will be issued a new Classification Card showing the reclassification.

4. An Individual or Aggregate score may only be used once for Classification purposes.
5. A competitor who believes their Classification is too high may file a request with NRA Law Enforcement Competitions Department that their Classification be lowered. Such competitor must remain in the Classification concerned until at least 300 shots are received using Open Class Division firearms, or 144 shots using Stock Duty Gun Division firearms subsequent to their Classification or last Reclassification.

When the average of such shots places the competitor in a lower Classification they will be Reclassified accordingly.

A competitor who has been so Reclassified downward and who has again earned their former Classification, shall retain the earned Classification until Reclassified into a higher Classification or until the expiration of two years, whichever comes first.

- 19.13 Obsolete Classifications and Scores:** All Classifications and scores, including Temporary, except High Master and Master shall become obsolete if the competitor does not fire in NRA Police Pistol Combat competition at least once during 3 successive calendar years. High Master and Master Classifications and scores shall become obsolete in 5 successive calendar years.
- 19.14 Lack of Classification Evidence:** It is the competitor's responsibility to have an NRA Official Classification Card or Temporary Score Book with required scores for temporary classification and to present classification evidence when required. Any competitor who cannot present such evidence will fire in the High Master Class. A competitor will enter a tournament under their correct classification and fire the entire tournament in that classification. Should it be discovered during a tournament that a competitor has entered in a classification lower than their current rating; the tournament records will be corrected to show the correct classification for the entire tournament. This rule applies to both the revolver and semi-automatic pistol classification in both Firearm Divisions.
- 19.15 Competing In a Higher Class:** Any individual or team may elect, before firing, to compete in a higher Classification than the one in which classified. Each individual or team must fire in such higher Classification throughout the tournament and not revert to earned Classification for any event in that tournament. When there are insufficient entries in any class to warrant an award in that Classification according to the Tournament Program conditions, the individual or team concerned may be moved by the Tournament Director to a higher Classification provided this change is made prior to the individual or team concerned having commenced firing in the tournament.

19.16 Team Classification: Teams are classified by computing the Team Average Classification” based on the individual classification of each firing team member. To compute the Team Average Classification each team member is assigned a classification value based on their individual classification using the below table.

CLASSIFICATION VALUES

Classification	Value
High Master	6
Master	5
Expert	4
Sharpshooter	3
Marksman	2
Classified	1
Unclassified	0

The Classification Value for all team members is then added together and the sum is divided by the number of team members. The resulting number is used to determine the Team Average Classification by using the same table. Fractions of .5 are rounded up and will place the team in the next higher class. The “team average classification” will not affect in any way the individual classification of team members. Example: Team member 1 holds an Expert Classification so is assigned a Classification Value of 4. Team member 2 holds a Marksman Classification so is assigned a Classification Value of 2. Team member 3 also holds an Expert Classification so is assigned a Classification Value of 4, Team member 4 holds a Master Classification so is assigned a Classification Value of 5. Adding the Classification Values together gives a total of 15. Dividing this by 4 (total team members) gives a Team Average Classification of 3.75. Since fractions of .5 are rounded up, 3.75 is rounded up to 4 and classifies the team as Expert.

19.17 Temporary Score Book for Temporary Classification: A Temporary Score Book will be obtained by each Unclassified competitor from a Tournament Official at the time the competitor competes in their first tournament, or from the Secretary of a Sanctioned League. They will record all scores they fire in all NRA

SECTION 20

NRA OFFICIAL REFEREE

20.1 Eligibility: Any member of the National Rifle Association, 21 years of age or older, who fulfills the requirements currently in effect may be certified as an Official Referee.

20.2 Certification:

1. To be certified as an Official Referee, applicants must undertake such oral, written or practical examinations as the Association may require. The Board of Directors of the Association will be the final judge as to the applicant's fitness for certification. Certification may be refused without stating a cause.
2. Certificates will remain in force for such periods as may be indicated on the face thereof. Certificates may be surrendered by the holder or canceled by the Association at any time without stating a cause.
3. Re-examination may be required at any time to determine the Official Referee's current ability to meet the requirements.
4. Official Referees may be authorized to serve with certain limitations specified in their authorization. Such limitations may be: for a limited time only, or for a special tournament or tournaments, or within specified territorial boundaries, or for specified types of competition or classes of tournaments.
5. Insignia remain the property of the Association and must be returned at the termination of the Official Referee's certification.

20.3 General Duties:

1. At all times keep informed of NRA bylaws, current competitive rules, and match administrative procedures. The Referee must be equipped to act as a guide and counselor to every official at a tournament both on the range and in the Statistical Office.
2. Must be familiar with the various NRA qualification courses and with the National Classification rules.
3. Must know the requirements for individual membership in the Association and the general requirements for club affiliation.

4. Report to National Headquarters any suggestions, criticisms, incidents or trends that should be considered by the Association in order to promote the best interests of shooting.
5. Must at all times and under all circumstances remember that the value as an Official Referee is in direct ratio to integrity, impartiality, broad knowledge of the game, courtesy, courage and sobriety. The use of alcoholic beverages while on duty cannot be condoned, and the excessive use at any time will be sufficient cause for the cancellation of the Official Referee's certificate.

20.4 Duties Before Tournament: Having accepted an assignment to serve, it is the duty of the Official Referee to;

1. Familiarize themselves with the program.
2. Check with the Tournament Director of the tournament to insure that the range and statistical facilities are adequate and in good order and that ample range and statistical personnel have been employed or definitely arranged for.

20.5 During Tournament:

1. Check the functioning of the Statistical Office when first opened to help establish proper registration and squadding procedure. Make sure the Statistical Office has arranged to check all competitors' for proper classification before issuing competitors' first squadding ticket.
2. Check target equipment and range personnel in company with the Tournament Director to ensure that the range will function properly.
3. Check with Tournament Director and arrange to have Official Bulletins posted immediately covering any changes or corrections which have been authorized.
4. Personally observe the scoring and bulletin methods used when targets for the first relay are being scored and call attention to any errors before an erroneous method becomes established.
5. Remain constantly alert for infractions of safety or competition rules by moving over the range behind the firing line from flank to flank; observe the activities of Target Runners, Range Officers, Scorers, Statistical Clerks, and spectators, watching

competitors handling their firearms and so forth.

6. Report immediately to the Match Director any errors in administration or infractions of rules by competitors or tournament personnel, requesting that they be corrected at once. If the matter is one requiring instant action, the Official Referee should direct whatever action is required and report actions and reasons therefore to the Match Director as soon as that official can be reached.
7. In tournaments when situations occur that are not specifically covered by an existing rule or rules, the Referee shall exercise their best judgment in ruling for the best interest of the shooting sports and competitors.
8. Personally check with the Statistical Officer at the conclusion of the tournaments to make sure that all bulletins have been properly completed and awards issued as prescribed in the Tournament Program.
9. Forward to NRA Headquarters all reports currently required, including copies of National Record Reporting Forms, Protests, decisions, appeals, and all written statements bearing on the case.
10. When triggers are weighed, weigh or supervise the weighing of the triggers (see Rule 9.5).
11. May disqualify all or any portion of the scores, if, in their opinion, the condition warrants such action.

20.6 Handling of Challenges and Protests:

Challenges and Protests will be handled in the manner provided for in Section 16.

20.7 Assignment to Tournaments: Official Referees are assigned to tournaments by NRA Headquarters.

20.8 Official Referee as Competitor: No Official Referee may compete in any match fired in conjunction with any tournament where they are officiating.

20.9 Status of the NRA Official Referee:

1. The Official Referee will not give directions to the tournament operating personnel except through the Tournament Director. In all emergency cases involving the safety of personnel or property the Official Referee will act immediately and forcefully, taking full responsibility and reporting their actions

APPENDIX SECTION A

REGULATIONS GOVERNING SANCTIONED TOURNAMENTS

The following Regulations are established under the authority of Rule 1.4 and provide standard procedures for sanctioning, fee structure, awards, reporting and other items involved with all Approved and Registered Tournaments, . State Championships MUST be approved and recognized by the State Association. If there is no established State Association, approval will rest with the NRA Law Enforcement Competitions Department.

A1. Tournament Approval: To obtain approval of tournaments, the following steps must be taken by the sponsoring organization in advance of the tournament date.

- a. **Send NRA your completed Police Pistol Combat Tournament Application and a copy of your completed Tournament Program a minimum of 30 days in advance of tournament date. Applications and programs may be submitted by mail, fax or in electronic format as approved by NRA Law Enforcement Competitions. If the above is not done, the NRA reserves the right to cancel its sanction of the tournament.**
- b. If the Tournament is approved, a copy of the signed Tournament Application, Official Sanction Poster, and any other necessary tournament material will be sent to the Tournament point of contact. These items provide the authority to conduct the tournament.
- c. For tournaments where a Referee or Three Member Jury is assigned or required, the Official Sanction Poster will note the names of these individuals. If not known at approval time the sponsor will be notified of their identity and the sponsor will record their names on the Official Sanction Poster.
- d. All changes and information provided in the approved tournament program must appear in the final program.
- e. No major changes in courses of fire, number of matches, etc. may be made unless NRA is notified and approved. This may be done in writing or electronically.

A2. Tournament Cancellations: If a tournament is cancelled, NRA must be notified immediately.

A3. Classification of Competitors:

- a. Approved Tournaments: The NRA Classification system may be used, but is not required.
- b. Registered Tournaments: The NRA Classification system must be used.

A4. Courses of Fire for Classification Use:

- a. Courses of fire that may be used for Classification are listed in Section 19.3.
- b. Approved Tournaments: It is not required to use the course of fire in Section 19.3, however, if the scores are to be used for Classification, they must be used.
- c. Registered Tournaments: National Records may be set only in Registered Tournaments using courses of fire specified in Section 17.6.

A5. Awards:

- a. All awards are furnished by the Tournament Sponsor. The NRA may provide selected trophies to augment those given by the Tournament Sponsor in Registered Regional Tournaments.
- b. The method, time and place of issuance of awards is at the option of the sponsor with due notice to the competitors in the Tournament Program.
- c. Approved Tournaments: The minimum award schedule must include only the Tournament Winner, that person (team) firing the highest score regardless of Classification or Category. The method, time and place of issuance of awards is at the option of the sponsor with due notice to the competitors in the Tournament Program.
- d. Registered Tournaments: The minimum Award Schedule must consist of the following:
 - 1. Individual Matches: In each individual fired match and in each aggregate match, an award will be issued to the competitor with the highest total score. Classification Awards do not have to be given to Individual Match Winners, however, they must be counted in with other members of that Classification to determine the number of Classification Awards.
 - 2. High Scoring Competitor by Classification Award: The High Scoring Competitor in

each Classification will receive an award. Classes may be combined because of low entry, but the manner in which such combinations are made must be clearly stated in the program.

3. Team Matches: If there are team matches in the program, the team firing the highest total score in each Team match will receive an award.

A6. Entry Fees:

- a. NRA Registration Fee: A fee per competitor is charged by the NRA for Approved and Registered Tournaments.
- b. Sponsor Entry Fees: The amount of these fees is determined by the sponsor, and must be stated in the program separately from the NRA Registration Fee.

A7. Tournament Officials as Competitors: With the exception of Tournament Supervisors and NRA Referees, Tournament Officials may compete in that tournament unless otherwise prohibited within this Rule Book.

A8. Tournament Programs: The Tournament Program must describe the conditions of the match, the positions, firearms to be used, ammunition, target, range, and should cover all of the below points. Where appropriate, reference can simply be made to the applicable Police Pistol Combat Rule.

- a. Tournament Name: Do not designate "State Championship" unless authorized by your local Police Pistol Combat Association, or "Regional Championship" unless authorized by the NRA.
- b. Sponsoring Organization: Name of Club or Association.
- c. Tournament Point of Contact: Name and complete mailing address, e-mail address and phone number.
- d. Rules: "Current NRA Police Pistol Combat Rules shall govern". Add any other rules or conditions that may apply that are unique to the tournament.
- e. Competitor Eligibility: Open to all persons who qualify under Police Pistol Combat Rule Section 2.4. Tournament sponsors may restrict competition to residents of certain areas; members of certain groups; competitors in certain Classification groups; etc. provided such restriction is plainly stated in the Tournament Program.

- f. **Course of Fire:** List the individual and team matches that will be available for competitors to fire.
- g. **Registration Fee:** List all individual and team fees to be charged each competitor and what it entitles the competitor to receive (brassard, competitor number, badge, etc., and a copy of the Official Bulletin). List how payment is to be made and when.
- h. **Registration Process:** Describe the registration process; completing written registration for and submitting by mailing or fax; by completing an on-line registration form; by e-mail request, etc. List the name, address, phone number and e-mail address of the person to whom entries should be sent or to request additional information.
- i. **Registration Deadline:** State date and time.
- j. **Location and Directions:** Provide a map with clear written directions to the range. A street address should be provided so that GPS locators or Internet mapping sites can be used for additional directions. If there is no street address provide detailed written directions and if available the longitude and latitude coordinates for GPS uses.

A9. Final Results Bulletin: A copy of the official FINAL RESULTS BULLETIN must be sent to each competitor participating in the Tournament within 30 days. This requirement may be met by posting the results on an internet web site, sent individually by e-mail, or by publishing by other electronic means, provided competitors can download and/or print a paper copy. Sponsors who post electronic results will provide the competitors with the web site address and must provide a paper copy to competitors upon request.”

A10. Reporting Requirements: The Tournament Director is responsible for making certain that the following reports are forwarded for each tournament NRA Law Enforcement Competitions within 30 days of firing.

- a. An SR-500 Score Reporting Form, or approved electronic form, for each competitor showing the score and total number of shots fired for each individual and team match fired. The NRA membership ID number or assigned NRA Competitor number must be indicated on each report for Classification purposes. SR-500's may be submitted using the paper or digital version,

or by other electronic format as approved by NRA Law Enforcement Competitions.

- b. A completed Registration Fee Reporting Form with remittance of all NRA Tournament Fees.
- c. A copy of any Tournament Director's Bulletins published during the tournament. May be submitted electronically as approved by NRA Law Enforcement Competitions.
- d. For Registered Tournaments, a completed National Record Reporting for any National Records were set or matched,
- e. A copy of the Final Results Bulletin for the Tournament. This may be submitted electronically as approved by NRA Law Enforcement Competitions.

NRA POLICE DISTINGUISHED PROGRAM

B1. Distinguished Program Overview: The NRA Police Pistol Combat Distinguished Program is similar to the Distinguished Program of the Civilian Marksmanship Program. Distinguished Revolver, Distinguished Semi-Automatic Pistol and Distinguished Production Pistol Matches may be fired during Police Pistol Combat Registered Regional or State Championship Tournaments, and during the NRA National Police Shooting Championships. It is a stock firearm type match and the equipment requirements are more stringent than in normal Open Class Division Police Pistol Combat matches.

B2. Eligibility: Only individuals who qualify under Rule 2.4 may fire in NRA Police Pistol Combat Distinguished Matches.

B3. Awards: The NRA Police Pistol Combat Distinguished Program has three awards, the NRA Police Distinguished Revolver Badge, the Distinguished Semi-Automatic Pistol Badge, and the Distinguished Production Pistol Badge. Each Badge is earned separately.

Badges are awarded to those officers who earn a total of either 30 Distinguished Revolver Points, 30 Distinguished Semi-Automatic Pistol Points, or 30 Distinguished Production Pistol Points through unassisted individual competition in NRA Police Distinguished Matches.

Distinguished Points are only awarded by the NRA Law Enforcement Competitions Department. After Distinguished scores are received from the Tournament Director, all competitors who are already Distinguished are removed from the listing. Distinguished Award Points are then awarded to the highest scoring ten percent of all non-Distinguished competitors firing in the match ranked in order of merit.

Fractions of .5 and over will be resolved to the next higher whole number. Smaller fractions will not be considered.

The top ten percent as described above are then broken down and credit points awarded as follows:

- To the highest scoring 1/6 = 10 Distinguished Points,

- To the next highest scoring 1/3 = 8 Distinguished Points,
- To the remaining competitors authorized points = 6 Distinguished Points

The first time an officer is awarded Distinguished Points they will receive the Excellence in Competition Certificate and a letter indicating the number of credit points earned. Each time an officer is awarded additional Distinguished Points they will be sent a letter updating their point total.

No other recognition or awards will be issued by the NRA until 30 Distinguished Points have been earned. At that time, the appropriate Distinguished Badge will be awarded.

Distinguished Point Quick Reference Chart

Award Points by Number of Eligible Competitors

Non Distinguished Competitors	Total Awards	10 Points	8 Points	6 Points
1 to 4	0	0	0	0
5 to 14	1	0	0	1
15 to 24	2	0	1	1
25 to 34	3	0	1	2
35 to 44	4	1	1	2
45 to 54	5	1	1	3
55 to 64	6	1	2	3
65 to 74	7	1	2	4
75 to 84	8	1	2	5
85 to 94	9	2	2	5
95 to 104	10	2	3	5
105 to 114	11	2	3	6
Etc.	-	-	-	-

B4. Course of Fire: The 60 round NRA National Police Course of Fire found in Section 7.7 is used and must be fired as a separate outdoor match during an approved tournament as outlined in Section B1. All NRA Police Pistol Combat Rules will apply with the exceptions listed below.

Distinguished scores are not to be used for classification.

B5. Firearms: See Section 3.1 for General Firearm specifications, Section 3.4 for Distinguished Revolver specifications, Section 3.5 for Distinguished Semi-Automatic Pistol specifications, and Section 3.10 for Production Pistol Specifications. Trigger Pull weight is strictly enforced.

- B6. Ammunition:** See Section 3.17 for Distinguished Revolver, Distinguished Semi-Automatic Pistol and Distinguished Production Semi-Automatic Pistol ammunition requirements.
- B7. Target:** The NRA Official B-27 target must be used. No other target may be substituted. Turning Targets must be used.

APPENDIX SECTION C

POLICE PISTOL COMBAT SPECIAL PROGRAMS

C1. National Police Pistol Combat Postal Team

Matches: This match is a postal competition among those states having outdoor Police Pistol Combat State Championships sanctioned by the NRA to assist State Rifle and Pistol Associations in developing more interest in their State Championship Tournament. There is no NRA Registration Fee and current NRA Police Pistol Combat Rules govern.

There are two National Postal Team Awards: the Open Class Division State Postal Team Match Award and the Stock Duty Gun Division State Postal Team Match Award.

- a. Postal Team Matches are non-fired matches using individual fired scores.
- b. When Fired: This is an annual award with scores used from State Championships fired between January 1st and December 31st of the award year.
- c. Once the State's Tournament Results are received by NRA Law Enforcement Competitions they are examined to identify the highest scoring six state residents who fired the Open Class Division Matches. These individuals will form the State's Open Class Division Postal Team.

The State's Stock Duty Gun Division Postal Team will be comprised of the highest scoring six state residents who fired Stock Service Semi-Automatic Pistol Match 14 or Production Semi-Automatic Pistol Match 23.

- d. Awards: Each State Team Member will receive a Special Recognition Certificate. The individuals on the First Place Team for the U.S. will receive NRA Police Pistol Combat State Team Medals for their Division.

C2. Police Pistol Combat Honorary Clubs: The NRA recognizes Police Pistol Combat shooters who have fired outstanding scores in competition by admitting them to the NRA Honorary Clubs. Membership is acquired either equaling or surpassing predetermined scores in NRA sanctioned tournaments.

It is the responsibility of the competitor, or the Tournament Director to notify NRA Law Enforcement Competitions of possible new Honorary Club members. This information must include complete name, address, NRA membership number, score and a copy of the Official Bulletin in which the score was fired.

- a. The "1480 Club": The 1480 Club is open to any individual eligible under NRA Police Pistol Combat Rule 2.4 who fires a score of 1480 or higher in the Open Class 1500 Aggregate in an Outdoor NRA Registered Police Pistol Combat Tournament. Winners are awarded a silver toned medallion, signifying an individual is a member of the 1480 Club". Club Members may purchase 1480 Club brassards and miniature pins by contacting NRA Law Enforcement Competitions.
- b. The "1490 Club": The 1490 Club is open to any individual eligible under NRA Police Pistol Combat Rule 2.4 who fires a score of 1490 or higher in the Open Class 1500 Aggregate Match in an Outdoor NRA Registered Police Pistol Combat Tournament. Winners are awarded a gold toned medallion, signifying an individual is a member of the 1490 Club. Club Members may purchase 1490 Club brassards and miniature pins by contacting NRA Law Enforcement Competitions.

Notes: _____

APPENDIX SECTION D

NATIONAL POLICE SHOOTING CHAMPIONSHIPS SHOTGUN MATCH

The following is provided as reference for competitors attending the annual National Police Shooting Championships (NPSC) and for Tournament Directors who may want to add the NRA Law Enforcement Shotgun Match to their Tournament. As with any tournament, the NPSC Official Tournament Program will set forth the Conditions and course of fire for the match and must be checked by competitors.

- D1. Firearm:** Competitors must furnish their own shotgun or use a shotgun provided by the NRA. Shotgun must be factory manufactured, 12 gauge, barrel length not to exceed 22 1/4 inches, metallic sights only, and no modifications. Barrel is to be cylinder or improved cylinder bore; constriction at the choke may not exceed 0.0149. Removable Chokes may be used. Shotgun barrels will be checked for choke and inspected. All safety devices provided by the manufacturer must function as designed.
- D2. Sling:** Shotgun may be equipped with a sling but it cannot have sling cuffs or other devices that attach to the arm. Slings may only be used in Stage 4.
- D3. Ammunition:** Must be 12-gauge, 00 lead Buckshot with nine pellets per shell, and 1 ounce rifled slugs. Ammunition will be inspected and a sample shell may be required for disassembly and examination. Reloaded or sabot ammunition will not be allowed.
- D4. Scoring Values:**
- Buckshot: Each hit within the 7 Ring and in are worth 5 Points. Hits outside the 7 Ring are zero.
 - Slugs: Hits are scored using the B-27 target X, 10, 9, 8, and 7 Point face value scoring rings.
- D5. Tie Breaking:** If competitors have the same total score and X count, the scores off of their scorecards will be used in the following order until a tie can be broken:
- 50 Yard Slug Stage Total Score
 - 50 Yard Slug Stage Total Score - Highest number of X Ring Hits
 - 25 Yard Slug Stage Total Score
 - 25 Yard Slug Stage Total Score - Highest number of X Ring Hits

- 50 Yard Slug Stage Total Score - competitor with the most 9 Ring Hits
- 50 Yard Slug Stage Total Score - competitor with the most 8 Ring Hits
- 50 Yard Slug Stage Total Score - competitor with the most 7 Ring Hits
- 25 Yard Slug Stage Total Score - competitor with the most 9 Ring Hits
- 25 Yard Slug Stage Total Score - competitor with the most 8 Ring Hits
- 25 Yard Slug Stage Total Score - competitor with the most 7 Ring Hits
- Highest Buckshot Stage Total Score
- If the tie can still not be broken, the highest score in the first match of the Championship in which all tied shooters fired will be used. If a tie still exists, the next match that both shooters fired in will be used and the process repeated as necessary. If any of the shooters who are tied with each other did not fire in any of the NPSC Handgun Matches, a coin toss by someone who did not fire the Shotgun Match will be appointed by the Tournament Director and be used to determine the tie break.

D6. Course of Fire: An Aggregate of the following Stages;

- Stage 1:** 15 yards from the hip or shoulder, 5 rounds of 12 gauge nine pellet 00 buckshot, fired at four B-27 targets in 10 seconds. Fire one round at three of the targets and two rounds at one target of choice. Gun stock must be held under the arm until the targets start to turn. Gun may then be brought to the shoulder or fired from the underarm position.
- Stage 2:** 20 yards, from the shoulder, 5 rounds of 12 gauge nine pellet 00 buckshot fired at four B-27 targets in 5 seconds. Fire one round at three of the targets and two rounds at one target of choice. Gun may be placed against the shoulder before the targets start to turn.
- Stage 3:** 25 yards, from the shoulder, 5 rounds of rifled slugs fired at one B-27 target in 10 seconds. Gun must be held under the arm until the targets start to turn.
- Stage 4:** 50 yards, from the shoulder, from either the kneeling or standing position, 5 rounds of rifled slugs fired at one B-27 target in 60 seconds. Gun stock must

be held under the arm until targets start to turn. Sling may be used but cannot be wrapped around the arm or otherwise attached in any manner to the competitor's body until after the targets start to turn.



Index

<i>Item</i>	<i>Page</i>
Aliases.....	9-5
Ammunition	3-10
Approved Firearms.....	3-1
Approved Tournaments.....	1-2
Tournament Approval.....	A-1
Programs.....	A-3
Refusal or Withdrawal of Authorization	1-1
Artificial Support	5-1
Audible Timing Devices.....	3-10
Authorization to Conduct a Tournament.....	1-1
Bribery.....	9-5
Changing Handguns.....	9-1
Challenges	16-1
Classification	19-1
Appeals	19-4
Classified Competitors	19-1
Combat Classification.....	19-2
Competing in a Higher Class.....	19-6
Establishing Classification.....	19-2
Falsification of Classification	9-5
Individual Classifications	19-2
Lack of Evidence.....	19-6
Matches Used for Classification	19-1
Obsolete Classifications & Scores.....	19-6
Police Combat.....	19-2
Protest of a Classification.....	19-4
Reclassification	19-5
Compilation of Scores for Classification	19-3
Team.....	19-7
Temporary.....	19-7
Unclassified Competitors.....	19-1
Coaching	
Coaches Position	12-1
Team Matches	12-2
When Prohibited.....	9-3
Competition Regulations	9-1
Competition Types	1-1
Competitor	
Authentication of Eligibility.....	2-2
Classification Cards / Temp Card.....	18-1
Discipline.....	18-1
Disqualification	9-6
Duty to Competitors.....	11-6
Eligibility	18-1
Individual Entries.....	18-1
Knowledge of Program.....	18-1
Physically Handicapped	13-1

Law Enforcement Categories	2-2
Position	9-3
Position Firing Order/Penalties.....	5-5
Responsibility	18-3
Suspension	9-6
Signing Score Card / Checking Scores	18-2
Courses of Fire.....	7-1
Cross Fires & Excessive Hits.....	9-5, 14.3
Cylinders / Slides Open	10-1
Defective Cartridges.....	9-1
Disabled Handgun.....	9-1
Disabled Shooters	13-1
Discipline.....	10-1, 18-1
Disorderly Conduct.....	9-5
Distinguished Program	B-1
Disqualification	9-6, 9-7
Duties and Responsibilities - Competitor.....	18-1
Duties - Scoring.....	14-1
Duty Optics.....	3-8
Ear Protection.....	3-10
Eligibility of Competitors	2-1
Electronic Communication Devices	3-10
Entries	
Individual	18-1
Team	12-1
Equipment and Ammunition	3-1
Quick View Firearm Matrix	3-11
Evasion of Rules	9-6
Excessive Hits – Cross Fires.....	9-5
Excessive Hits - Deliberate.....	9-5
Eye Protection	3-10
Faulty Target Operation.....	9-4
Firearm Specifications.....	3-1
Firearm Specifications Waiver.....	3-1
Firing Distances.....	6-1
Firing Line.....	6-1
Firing Point	6-1
Clearing.....	18-2
Reporting At	18-2
Shelter.....	6-1
Firing Positions.....	5-1
Firing Out of Order	5-5
Fourteen Eighty Club.....	C-2
Fourteen Ninety Club	C-2
Gloves	3-9
Ground Cloth - Shooting Mat.....	3-9
Holster.....	3-9
Holstered Guns	10-5
Honorary Clubs – 1480 & 1490	C-1
Illumination	6-1
Interference	9-3
Law Enforcement Categories	2-2
Loading.....	10-5

Loud Language	10-2
Matches	1-2
Aggregate	1-3
Classified	1-2
Courses of Fire	7-1
Delaying	10-2
Entry	18-1
Individual	1-2
Interference With	9-3
Invitational	1-2
Not Completed	9-3
Re-Entry	1-3
Refiring	9-3
Stage	1-2
Military Police Eligibility	2-2
National Records	17-1
Co-Holder	17-2
Courses of Fire	17-1
Scores Used	17-1
Team Scores	17-1
Where Fired	17-1
NRA Membership	2-1
Official Bulletins	11-5
Changing	11-5
Correction of Errors	11-5
Preliminary	11-4
Optical Devices	3-9
Physically Disabled Competitors	13-1
Policing Range	10-2
Positions - Shooting	5-1
Ready Position	5-2
Prone Position	5-2
Sitting Position	5-3
Kneeling Position	5-3
Standing with Support Position	5-4
Standing without Support Position	5-5
Firing Order of Positions	5-5
Postal Match - Sanctioned League	1-2
Postal – National PPC Match	C-1
Preliminary Result Bulletins	18-2
Production Distinguished	3-7
Production Duty Optic Pistol	3-8
Production Pistol	3-7
Programs	A-3
Changes by Tournament Director	11-1
Knowledge of	18-1
Protests	16-2
Public Affairs	1-3
Referees - Official NRA	20-1, 11-1
Certification	20-1
Duties	20-1
Eligibility	20-1
Status	20-3

Range Assignment	11-6
Range Commands	10-2
Range Control	10-1
Range Operation	9-1
Range Standards	6-1
Refires	9-1, 9-3
Refusal to Obey	9-6
Registered Tournaments	1-2
Tournament Approval	A-1
Programs	A-3
Refusal or Withdrawal of NRA Authorization	1-1
Retention of Records	11-4
Revolver	3-1
Cylinders Open	10-1
Distinguished Revolver	3-3, 3-13
Loaded Handgun	10-1
Off Duty Revolver	3-6, 3-17
Open Class Revolver	3-2, 3-12
Stock-Service Revolver	3-5, 3-15
Unloaded	10-1
Ricochets	14-3
Safety Violations	9-7
Scoring	
All Shots Count	14-3
Competitors' Duties	14-5
Early Shots	14-3
Erasures on Scorecards	14-5
Excessive Hits & Cross Fires	14-3, 9-5
Falsification	9-5
Gauges, Authorized Use of Plug Type	14-2
Hits on Wrong Target	14-3
How to Score	14-1
Keyhole Shots, Scoring	14-1
Late Shots	14-3
Misses	14-3
Ricochets	14-3
Scorecards	14-5
Scorer's Duties	14-4
Scoring Aids / Plug Gauge	14-2
Ties	15-1
Visible Hits and Close Groups	14-3
When to	14-1
Where to	14-1
Semi-Automatic Pistol	3-1
Loaded	10-1
Distinguished Semi-Automatic	3-4, 3-14
Distinguished Production Pistol	3-7, 3-19
Off Duty Semi-Automatic	3-6, 3-18
Open Class Semi-Automatic	3-3, 3-12
Production Pistol	3-7, 3-19
Production Duty Optic Pistol	3-8, 3-20
Stock Service Semi-Automatic	3-5, 3-16
Unloaded	10-1

Shotgun NPSC Match	D-1
Special Programs	C-1
National Postal Match.....	C-1
1480 Honorary Club	C-2
1490 Honorary Club	C-2
Shots	
Keyhole.....	14-1
Sighting.....	9-2
Skid.....	14-1
Slide & Grip Enhancement Decals & Wraps.....	3-11
Stock Service Revolvers.....	3-5
Stock Service Semi-Automatic Pistols.....	3-6
Off Duty Revolvers.....	3-6
Off Duty Semi-Automatic Pistols.....	3-7
Production Pistols.....	3-8
Production Duty Optic Pistols.....	3-9
State Team Postal Match	C-1
Statistical Officer Duties	11-4
Suspension.....	9-6
Targets	4-1
Approved Targets.....	4-1
Frames.....	6-1
Numbers.....	6-1
Scoring.....	14-1
Teams / Duties / Position	
Alternates	12-1
Captain.....	12-1
Captain's & Coach's Position	12-1
Coaching.....	12-2
Coach.....	12-1
Entries	12-1
Match Ties.....	15-2
National Records.....	17-1
National Records / Co-Holders.....	17-2
NPSC Team Matches.....	17-1
Representation	2-3
Squadded Match	1-3
Squadding	11-5
Unsquadded Match	1-3
Temporary Disability.....	13-2
Ties	
Breaking	15-1
League	15-2
Individual Match	15-1
Individual Aggregate Match.....	15-2
Team Matches	15-2
Value of "X"	15-1
Time Limits	
Computing.....	8-1
Course of Fire Time Limits	7-2 to 7-5
Timing	18-2

Tournaments and Officials	
Chief Range Officer.....	11-3
Deputy Tournament Director	11-1
Jury	11-2
Officials	11-1
Program	A-3
Range Director	11-3
Range Officers	11-3
NRA Official Referee	11-1, 20-1
Statistical Officer	11-4
Tournament Supervisor.....	11-2
Target Officers	11-3
Tournament Director	11-1
Approved.....	1-2
Sanctioned League	1-2
National Championships	1-1
Regional.....	1-2
Registered.....	1-2
Regulations Governing.....	A-1
State Championship.....	1-2
Tournament Directors Bulletins	18-2
Tournament Programs.....	A-3
Trigger	
Control.....	10-4
Release Triggers.....	3-10
Weighing	9-2
Types of Competitions.....	1-1
Unsafe and Incompetent Handling of Firearms	9-6
Weapon Mounted Lights	3-22
Stock Semi-Automatic Pistols	3-6
Production Pistols	3-7
Production Duty Optic Pistols.....	3-9
Weighing Triggers	9-2



NRA Law Enforcement Division

Police Pistol Combat Rule Book



Scan these Quick Reader Codes with your cell phone camera for more information about the Police Pistol Combat program.

Online Rule Book & PPC Bulletins



PPC Classification Look Up



Find a PPC Tournament



NRA Law Enforcement Membership Discount



NRA™



LE15100